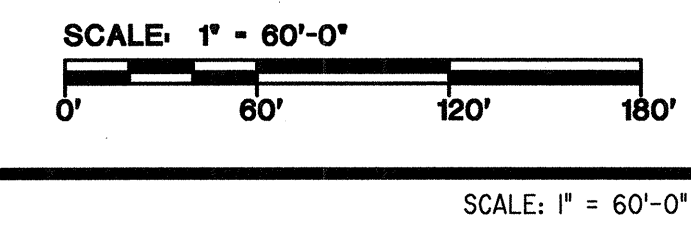


1 SITE PLAN



SITE PLAN LEGEND

- THE ACCESSIBLE PATH OF TRAVEL AS INDICATED ON PLANS IS A BARRIER FREE ACCESS WITHOUT ANY ABRUPT VERTICAL CHANGES EXCEEDING 1/2" @ 1:2 MAXIMUM SLOPE, EXCEPT THAT LEVEL CHANGES DO NOT EXCEED 1/4" VERTICAL. MAX. CROSS SLOPE OF 2% ACCESSIBLE PATH OF TRAVEL SHALL BE SLIP RESISTANT WITH MAX. CROSS SLOPE OF 2%. MAINTAIN 48" MIN. WIDTH.
- FIRE TRUCK ACCESS
- ASSUMED PROPERTY LINE
- EXISTING FIRE HYDRANT

KEY NOTES

- 1 NEW ELECTRICAL EQUIPMENT PAD W/ UTILITY LOCKABLE DISCONNECT SEE ELECTRICAL DRAWINGS
- 2 ELECTRICAL EQUIPMENT TIE IN

LOCAL FIRE AUTHORITY REVIEW

LOCAL FIRE AUTHORITY TO INITIAL THE ITEMS AS APPLICABLE TO THIS PROJECT AND SIGN BELOW.

- YES NO N/A ELEVATORS
- ELEVATORS THAT DO NOT HAVE CABS SIZED PER 2010 CBC CODE REQUIREMENTS HAVE BEEN IDENTIFIED AND THE LOCAL FIRE AUTHORITY APPROVES THE USE OF STAIRWAYS FOR EMERGENCY RESCUE AND PATIENT TRANSPORT.
- ACCESS FIRE ROADS, FIRE HYDRANTS, AND WILDLAND-URBAN INTERFACE (WUI) ACCESS ROADS AND GATE ENTRANCES ARE IN ACCORDANCE WITH TITLE 19, CALIFORNIA CODE OF REGULATIONS - ACCESS ROADS & 2010 CFC - GATES TO SCHOOL SITES.
- FIRE FLOW, FIRE HYDRANT LOCATION AND DISTRIBUTION ARE IN ACCORDANCE WITH 2010 CALIFORNIA FIRE CODE AND/OR NFPA 1142.
- WILDLAND URBAN INTERFACE AREA? (2010 CBC CHAPTER 7A).
- AUTOMATIC FIRE SPRINKLER SYSTEMS (AFSS)
- THE LOCATION(S) OF THE PROPOSED POST INDICATOR VALVE (PIV) AND FIRE DEPT. CONNECTION (FDC) MEETS THE REQUIREMENTS OF THIS JURISDICTION.
- THE LOCATION(S) OF THE DETECTOR CHECK VALVE ASSEMBLY (DCVA) MEET THE REQUIREMENTS OF THIS JURISDICTION.
- THE FIRE PUMP ASSEMBLY/BACKFLOW PREVENTER AND OTHER VALVES MEET THE REQUIREMENTS OF THIS JURISDICTION.

PROJECT NAME: PLEASANT HILL MIDDLE SCHOOL DSA APP NO: _____

PROJECT LOCATION: ONE SANTA BARBARA ROAD, PLEASANT HILL, CALIFORNIA

LOCAL FIRE AUTHORITY: Contra Costa County Fire Protection District

ADDRESS: 2010 Geary Road

CITY/STATE/ZIP: Pleasant Hill, Ca. 94523-4619

PHONE NUMBER: 925.941.3300 DATE: 8/8/11

APPROVAL SIGNATURE: *[Signature]*

NAME AND TITLE: Ted Leach, Fire Inspector

COMMENTS (PRINT): _____

INITIALS AND SIGNATURE ABOVE SIGNIFY THAT THE LOCAL FIRE AUTHORITY HAS REVIEWED THE LISTED ITEMS AND WAS CONSULTED REGARDING THEIR PLACEMENT AND DESIGN. THE CURRENT CONFIGURATION SHOWN ON THIS SITE PLAN, AS OF THIS DATE, MEETS WITH THEIR CURRENT STANDARDS. LOCAL STAMPS W/ SIGNATURE INDICATES ALL ITEMS ABOVE HAVE BEEN REVIEWED.


CODE ANALYSIS

PARKING COUNT SUMMARY

PARKING LOT	STANDARD	ACCESSIBLE*		ACCESSIBLE - VAN*		TOTAL	% COVERED	ACCESSIBLE SPACES COVERED
		REQUIRED	PROVIDED	REQUIRED	PROVIDED			
PARKING LOT-A	99	5	11	1	3	110	78%	4
PARKING LOT-B	119	5	6	1	2	125	91%	4
PARKING LOT-C	77	4	4	1	1	81	-	-

ARRAY CODE ANALYSIS/ SELECTION TABLE

ARRAY #	OCC. TYPE	CONSTR. TYPE	ACTUAL AREA	SPRINKLERED	BASIC ALLOWABLE AREA	ARRAY DESIGN:	FOUNDATION DESIGN	
							PIER TYPE	PIER CONDITION (SEE PIER DESIGN TABLE)
1	S-2	IB	2,156	N	26,000 SF	128 S APP# 02-111697	1/S3.1-2S	
2	S-2	IB	2,876	N	26,000 SF	128 S APP# 02-111697	1/S3.1-2S	
3	S-2	IB	2,876	N	26,000 SF	128 S APP# 02-111697	1/S3.1-2S	
4	S-2	IB	2,876	N	26,000 SF	128 S APP# 02-111697	1/S3.1-2S	
5	S-2	IB	2,876	N	26,000 SF	128 S APP# 02-111697	1/S3.1-2S	
6	S-2	IB	2,876	N	26,000 SF	128 S APP# 02-111697	1/S3.1-2S	
7	S-2	IB	5,035	N	26,000 SF	128 S APP# 02-111697	1/S3.1-2S	
8	S-2	IB	5,035	N	26,000 SF	128 S APP# 02-111697	1/S3.1-2S	
9	S-2	IB	3,030	N	26,000 SF	128 S APP# 02-111697	1/S3.1-2S	



ITEM: REVISIONS/ISSUE: _____ DATE: _____

NO.	REVISIONS/ISSUE	DATE




www.atiae.com

3860 Blackhawk Road, Danville, CA 94508
T 925.648.8800

2510 Douglas Boulevard, Roseville, CA 95661
T 916.772.1800

3050 Pullman Street, Costa Mesa, CA 92626
T 714.338.1600

1901 Orange Tree Lane, Redlands, CA 92374
T 909.801.8160



APPROVALS:

IDENTIFICATION STAMP
DIVISION OF THE STATE ARCHITECT

APR. 01 112244
AC [Signature]
DATE SEP 21 2011

PROJECT TITLE:
SUNPOWER ELEVATED SOLAR CANOPY PLEASANT HILL MIDDLE SCHOOL MT. DIABLO UNIFIED SCHOOL DISTRICT

SITE PLAN

DATE: _____ SCALE: AS NOTED

DRAWN BY: BB/RC CHECKED BY: MB

JOB NO: SA8504.037

CAD FILE: +A01-PH-SITE.dwg

SHEET NO: _____

A0.1-PHX