





Oak Grove Middle School
The Journey Continues



Oak Grove promotes a positive school climate that is student centered and supports all members of our community in a culturally proficient and respectful manner. We are academically rigorous with instruction that engages and challenges all of our students.



We believe that it is our moral obligation to ensure that all children learn. We are a learning community who believe in collaboration, and we use data and results to inform our work. We take responsibility for each other and every child.



Our Goals

- 700 or “Up” Academic Performance Index.
- All subgroups will meet growth targets.
- NCLB goal of 56.8% of students proficient in Reading Language Arts.
- NCLB goal of 58% of students proficient in Mathematics.






The Process

- A journey through IIUSP, SAIT, SAIT 2, and PLA.
- We operate with a narrow focus based on the Essential Program Components and our Corrective Actions.
- The Transformation Plan reflects those focus areas and intensifies the work.
- Stakeholder input began in the Spring of 2008 with the SAIT 2 process and continues with teacher, staff, parent, and community meetings that always include a focus on instruction and achievement.



Our Areas of Focus

- Implement Holt Reading Language Arts Materials with rigor and relevance.
- Implementation of Read 180 literacy program with training and fidelity.
- Increased focus on 6 Traits Writing program
- All students increase their Oral Fluency and their use of Academic Vocabulary.



Active Desktop Recovery


Microsoft Windows has experienced an unexpected error. Your Active Desktop has been turned off. To restore the Active Desktop, use the troubleshooting steps.

- **Did your browser stop working, or did you receive a message that says "Internet Explorer is not responding"?**
 - 1. Close all Internet Explorer windows.
 - 2. On the Desktop, right-click and choose Properties.
 - 3. On the Desktop, click the Desktop Background tab.
 - 4. Under Desktop Background, click the Desktop Background icon.
 - 5. Under Desktop Background, click the Desktop Background icon.
- **Did you recently change your background to a picture that is not supported?**
 - 1. Right-click the desktop and choose Properties.
 - 2. On the Desktop, click the Desktop Background tab.
 - 3. On the Desktop, click the Desktop Background icon.
- **Do you have a virus or spyware installed on your computer?**
 - 1. Run a virus scan.
 - 2. On the Desktop, click the Desktop Background tab.
 - 3. On the Desktop, click the Desktop Background icon.



SCHOLASTIC

READ 180
CALIFORNIA



LBook
Language Literacy Learning

ENTERPRISE EDITION



Our Areas of Focus

- Ongoing analysis of Aims pacing, materials, and student identification.
- Pilot Board Math in all Aims classes.
- Continued use of our Literacy, Math, and Data Coaches in support of collaboration.

VOCABULARY

Evaluate replace a variable with a number to solve the expression.

example: $5x + 2$, for $x=3$
Evaluate $5(3) + 2$
 $15 + 2 = 17$

Simplify to make the expression simple and easy.

Inequality Symbols

term is a number or the product of a number and variables

example:
 $2x + 5$
terms

Like term have the same variables.

example:
 $3a + 2a - 4$
like terms

\neq is read as "is not equal to"

constant is a term that has no variable.

example:
 $6m + 3$
constant

$>$ is read as "is greater than"

coefficient is a number that multiplies a variable.

$<$ is read as "is less than"

variable a letter which represents a number.

example: $x - 10$
variable

\geq is read as "is greater than or equal to"

Integer are whole numbers and their opposites.

\leq is read as "is less than or equal to"



Our Focus Areas

- Ongoing Professional Development in Explicit Direct Instruction, Sheltered Instruction Observation Protocol Lesson Planning, use of data to inform instruction with a focus on CELDT data for our English Learners, and the “Chunking” of standards to target pacing and learning objectives.



Virginia

Shes 67

Other
Training partners

- Round 1
- Round 2
- Round 3 8-5
- Round 4
- Round 5
- Round 6 6-9 8:00pm
- Round 7 3-20-11



Our Focus Areas

- Shift from using the District Progress Assessments to Curriculum Associates for our benchmark assessments.
- Summer Intervention Program focusing on Math, Reading Language Arts, Academic Vocabulary and Fluency, and the use of Technology to connect these skills to real life.



TYPING GRADE

A	B	C	D	F
30-35	25-29	20-24	15-19	<15

ACCURACY GRADE

Write writing
Directions
Assessment of text
Covers and P-Book
Remember: Think!

For all text
word/word
20000
Read? Read
Time, Date, Place
Yes, No, Yes
All items are written
Agreement
+ P-Book, P-Book
+ P-Book, P-Book
I will not agree
actually do the
right one the
right one to
write!

Remember: Think!

Remember: Think!



Transformation

- Our 64 point Academic Performance Index gain and meeting our Adequate Yearly Progress in all areas served to reinforce and intensify our focused work and commitment to academic achievement for all students.

