



MT. DIABLO

UNIFIED SCHOOL DISTRICT

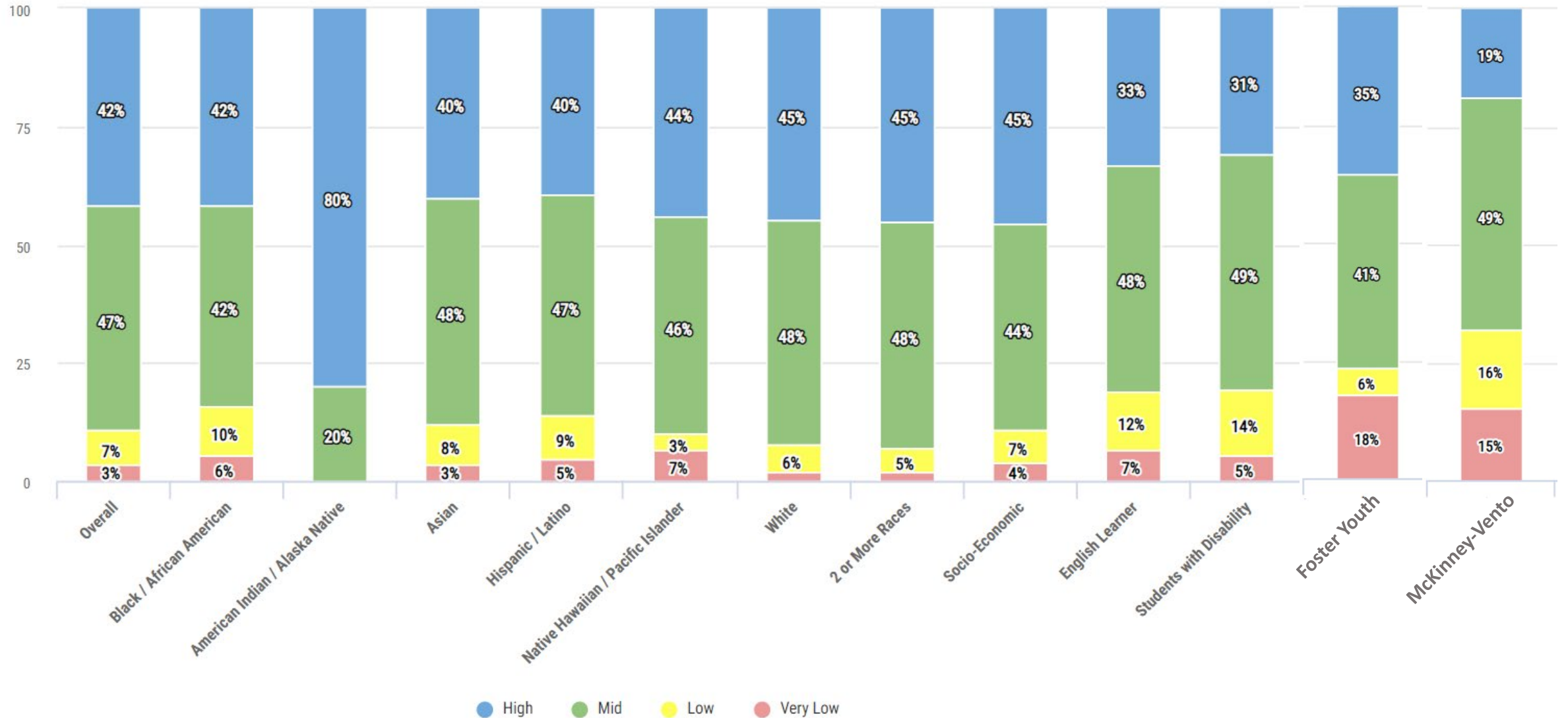
Social Emotional Learning (SEL) Survey Results

10/7/2024



Elementary

SEL Reporting Levels - Elementary



SEL Student Counts - Elementary

	Overall	Black / African American	American Indian / Alaska	Asian	Hispanic / Latino	Native Hawaiian /	White	2 or More Races	Socio-Economic
High ●	4503	136	4	662	1585	40	1451	520	3040
Mid ●	5103	138	1	797	1872	42	1539	553	2916
Low ●	806	34	0	140	363	3	188	59	477
Very Low ●	361	18	0	55	187	6	60	22	256
Total	10773	326	5	1654	4007	91	3238	1154	6689

	English Learner	Students with Disability	Foster Youth	McKinney -Vento
High ●	754	330	6	16
Mid ●	1081	525	7	42
Low ●	283	151	1	14
Very Low ●	150	56	3	13
Total	2268	1062	17	85

Mid/High SEL Reporting Levels - Elementary

District-Wide

89% of elementary school students reported a mid to high SEL reporting level

By Demographics

Am. Ind./Alask. Nat.: 100%

White: 93%

2 or More: 93%

Nat. Hawn./Pac. Isl.: 90%

Asian: 88%

Hispanic: 87%

Black/Af. Am.: 84%

By Programs

SED: 89%


EL: 81%

SPED: 80%

FY: 76%

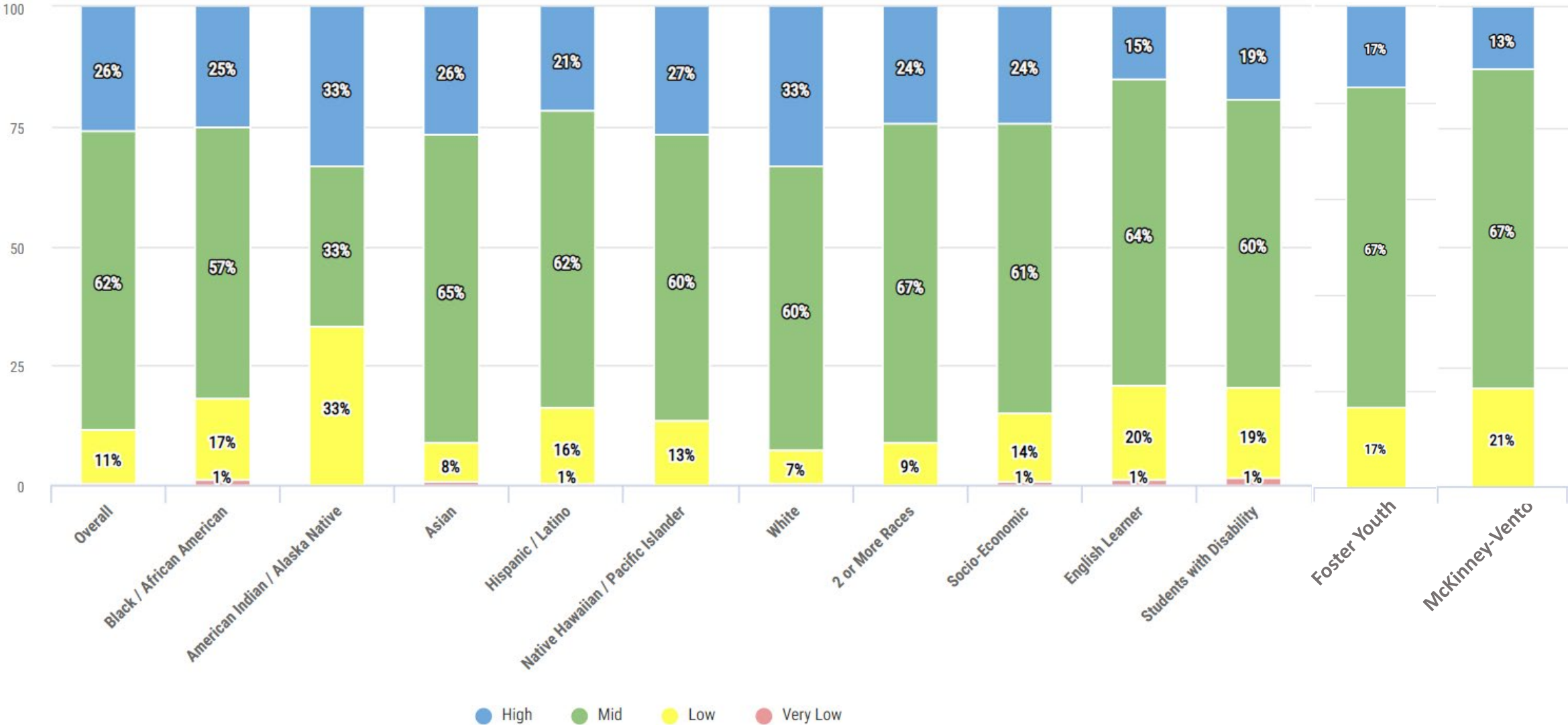
McKinney-Vento: 68%





Middle

SEL Reporting Levels - Middle



SEL Student Counts - Middle

	Overall	Black / African American	American Indian / Alaska	Asian	Hispanic / Latino	Native Hawaiian /	White	2 or More Races	Socio-Economic
High ●	1414	45	1	205	473	8	517	115	426
Mid ●	3402	101	1	500	1376	18	929	318	1072
Low ●	609	30	1	63	345	4	107	42	250
Very Low ●	29	2	0	7	12	0	6	0	14
Total	5454	178	3	775	2206	30	1559	475	1762

	English Learner	Students with Disability	Foster Youth	McKinney -Vento
High ●	128	115	1	5
Mid ●	537	356	4	26
Low ●	164	112	1	8
Very Low ●	11	8		
Total	840	591	6	39

Mid/High SEL Reporting Levels - Middle

District-Wide

88% of middle school students reported a mid to high SEL reporting level

By Demographics

White: 93%
2 or More: 91%
Asian: 91%
Nat. Hawn./Pac. Isl.: 87%
Hispanic: 83%
Black/Af. Am.: 82%
Am. Ind./Alask. Nat.: 66%

By Programs

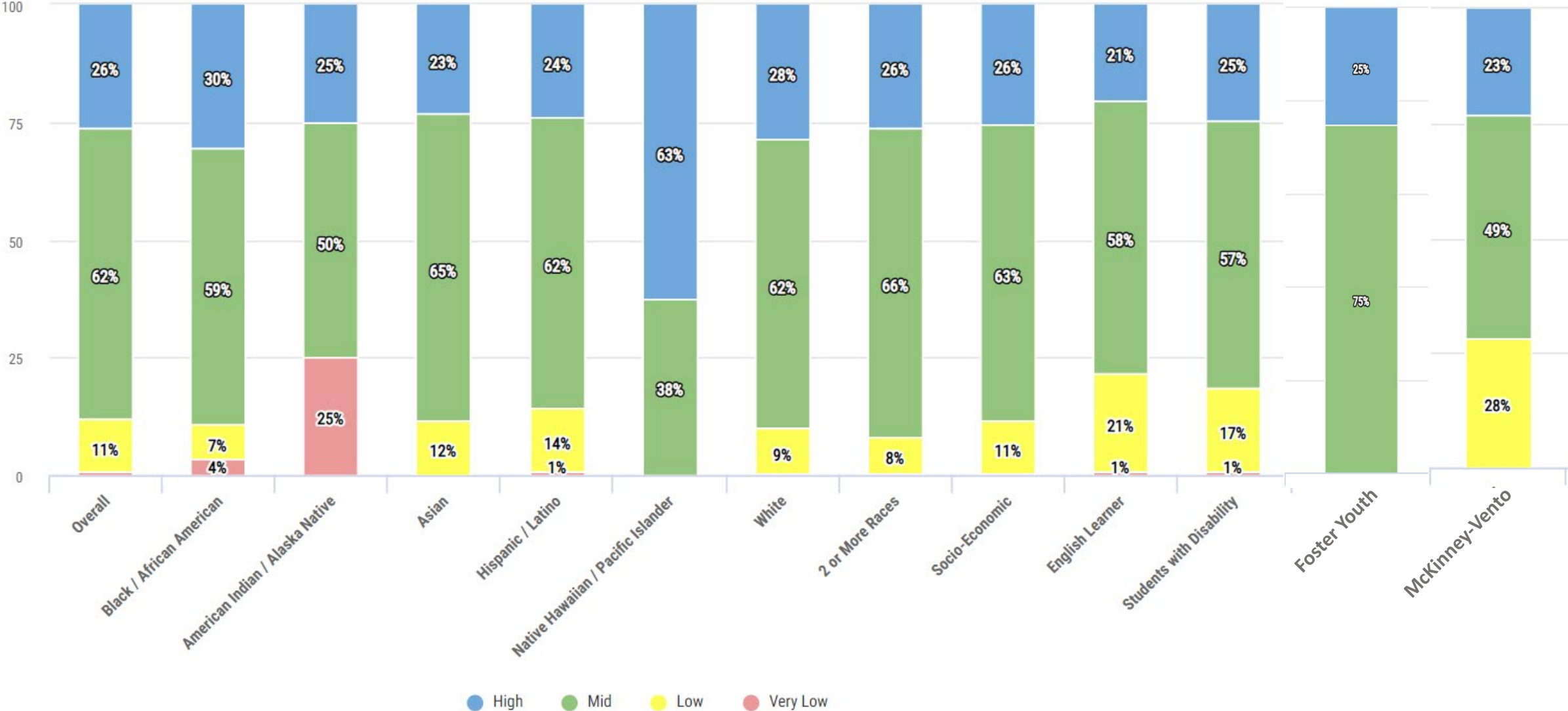
SED: 85%
FY: 84%
McKinney-Vento: 80%
EL: 79%
SPED: 79%





High

SEL Reporting Levels - High



SEL Student Counts - High

	Overall	Black / African American	American Indian / Alaska	Asian	Hispanic / Latino	Native Hawaiian /	White	2 or More Races	Socio-Economic
High ●	1040	25	1	126	378	10	364	91	401
Mid ●	2477	48	2	354	967	6	790	228	980
Low ●	445	6	0	63	214	0	121	27	175
Very Low ●	25	3	1	1	12	0	6	1	9
Total	3987	82	4	544	1571	16	1281	347	1565

	English Learner	Students with Disability	Foster Youth	McKinney -Vento
High ●	93	105		9
Mid ●	262	242		19
Low ●	93	74	1	11
Very Low ●	4	4	3	
Total	452	425	4	39

Mid/High SEL Reporting Levels - High

District-Wide

88% of high school students reported a mid to high SEL reporting level

By Demographics

Nat. Hawn./Pac. Isl.: 100%

2 or More: 92%

White: 90%

Black/Af. Am.: 89%

Asian: 88%

Hispanic: 86%

Am. Ind./Alask. Nat.: 75%

By Programs

FY: 100%

SED: 89%

SPED: 82%

EL: 79%

McKinney-Vento: 72%





SEL Competencies

SEL Competencies

TK-1 Students

Highest percentage of students in the mid/high levels for **Relationship Skills** and the lowest for **Self-Management** and **Self Awareness**.

Grade 2-5 Students

Grade 2 – 5 students had the highest percentage of students in the mid/high levels for **Self-Management** and the lowest for **Self Awareness**.

Secondary

Middle and High School students had the highest for **Social Awareness** and the lowest for **Relationship Skills**.



SEL Survey Items

TK – 1 SEL Survey Items

The highest percent of students agreed with the following statements:

When I have a problem, I know that there is an adult at school who can help me.

I make safe and healthy choices for my body.

I can ask for help for myself or a friend.

The least percent of students agreed with the following statements:

I know a way to calm myself down if I am feeling upset.

I listen to people talk without talking at the same time.

Grade 2 – 5 SEL Survey Items

The highest percent of students agreed with the following statements:

When someone wants me to break the rules I can say no.

I get along and accept people who are different from me.

I am respectful to others.

The least percent of students agreed with the following statements:

I feel like people understand my ideas when I share them.

I pay attention even when there are distractions.

I can say how I feel.

Middle School SEL Survey Items

The highest percent of students agreed with the following statements:

When someone wants me to break the rules I can say no.

I get along and accept people who are different from me.

I care about other people's feelings.

The least percent of students agreed with the following statements:

I feel like people understand my ideas when I share them.

I pay attention even when there are distractions.

I know when someone needs help.

High School SEL Survey Items

The highest percent of students agreed with the following statements:

I am respectful to others.

I get along and accept people who are different from me.

When someone wants me to break the rules I can say no.

The least percent of students agreed with the following statements:

I feel like people understand my ideas when I share them.

I wait until the last minute to get my work done.

I know when someone needs help.