

# Local Indicator Report

Mt. Diablo Unified  
November 13, 2017



# Overview

- Requirement of Local Control Funding Formula (LCFF)
- Dashboard includes state & local indicators
- State indicators presented at October 9, 2017 Board Meeting



# State vs. Local Indicators

LCFF Indicator	State Indicator	Local Indicator
#1 Basic		Basic Conditions
#2 State standards		Standards Alignment
#3 Parental involvement		Parent Engagement
#4 Pupil Achievement	Academic & EL progress	
#5 Pupil Engagement	Chronic absenteeism & Grad rate	
#6 School Climate	Suspension rate	Climate Survey
#7 College/ Career	College/ Career	
#8 College/ Career	College/ Career	

# LCFF Priority #1: Basic Conditions

Area of Basic 2016-17	Percentage/ Number
Misassignments of teachers overall	0
Misassignments of teachers of English learners	0
Vacant teacher positions <i>*Out of 1568 teachers</i>	3/<1%
Students without access to standards-aligned instructional materials	0
Number of facilities that do not meet "good repair" standard <i>*Out of 51 Sites</i>	4/ 7%

For more information, please refer to LCAP Goal #1

[www.mdusd.org](http://www.mdusd.org)

# LCFF Priority #2: Standards Alignment

- State recommended survey from fall 2017
- Focused on 3 areas
  - Professional learning
  - Instructional material alignment
  - Identification areas of improvement
- Rubric
  - 1= Exploration
  - 2= Beginning development
  - 3= Initial implementation
  - 4= Full implementation
  - 5= Full implementation & sustainability

# LCFF Priority #2: Standards Alignment

## Overall Results from Fall 2017

- 1= Exploration
- 2= Beginning development
- 3= Initial implementation
- 4= Full implementation
- 5= Full implementation & sustainability

	Professional Learning	Aligned Materials	Areas of Improvement
ELA	3	3	3
ELD	3	3	3
MATH	3	3	3
NGSS- Science	3	2	2
H/SS- History	2	2	2

For more information, please refer to LCAP Goals #1 & #2

[www.mdusd.org](http://www.mdusd.org)

# LCFF Priority #3: Parent Engagement

## High Percentages of Agreement

- Schools allow input and welcome parent/guardians contributions
- Schools encourage parents/guardians to be an active partner in their child's education and feel welcome to participate
- Parents/guardians feel welcome to participate at their child's school and have attended school meetings at some point during the year
- Parents/ guardians feel their schools keep them well informed about school activities

## Areas of Opportunity

- 67% of parents/guardians agreed with the statement that their school actively seeks input from parents before making important decisions about school program planning.
- 46% of parents/guardians said they attended a parent- teacher organization or association meeting
- 21% reported that they had served on a school committee

For more information, please refer to LCAP Goal #3

[www.mdusd.org](http://www.mdusd.org)

National Standards for Family-School Partnerships



# LCFF Priority #6: Climate Survey

- California Healthy Kids Survey- Spring 2016
- Sampling of students in grades 5, 7, 9, and 11

<b>Perceived Safety at School</b>	<b>Grade 5</b>
<b>All of the time</b>	55%
<b>Most of the time</b>	31%
<b>Some of the time</b>	12%
<b>Never</b>	2%

<b>Perceived Safety at School</b>	<b>Grade 7</b>	<b>Grade 9</b>	<b>Grade 11</b>	<b>Alter. Ed</b>
<b>Very Safe</b>	21%	14%	24%	25%
<b>Safe</b>	47%	39%	42%	37%
<b>Neither safe nor unsafe</b>	27%	38%	29%	33%
<b>Unsafe</b>	3%	5%	3%	3%
<b>Very Unsafe</b>	2%	2%	2%	1%



# LCFF Priority #6: Climate Survey

Specific climate issues to be considered:

- Elementary- “Having mean things said about other students or called them bad names” is the most frequent offense identified
- Secondary- “Verbal harassment” has the highest numbers of incidents identified
- Anywhere from 68% (5<sup>th</sup> grade)- 37% (Alt Ed) of students reported feeling “connected” at school.

# Overall Results of Local Indicator Performance

- Indicators have all been “MET”
- Detailed narratives and survey responses will be available in detailed reports.



Home / Mt. Diablo Unified - Contra Costa / Equity Report

# Equity Report

## Mt. Diablo Unified - Contra Costa County






Enrollment: 31,757   Socioeconomically Disadvantaged: 45%   English Learners: 23%   Foster Youth: N/A   Reporting Year: Spring 2017

Grade Span: K-Adult   Charter School: No








- Equity Report
- Status and Change Report
- Detailed Reports**
- Student Group Report

The Equity Report shows the performance levels for all students on the state indicators. It also shows the total number of student groups that received a performance level for each indicator and how many of those student groups are in the two lowest performance levels (Red/Orange). The total number of student groups may vary due to the number of grade levels included within each indicator. Select any of the underlined indicators for more detailed information.

State Indicators	All Students Performance	Total Student Groups	Student Groups in Red/Orange
Chronic Absenteeism	N/A	N/A	N/A
<u>Suspension Rate (K-12)</u>		11	1
English Learner Progress (K-12)		1	0
<u>Graduation Rate (9-12)</u>		8	0
<u>College / Career</u> <small>Available Fall 2017. Select for Grade 11 assessment results.</small>		N/A	N/A
<u>English Language Arts (3-8)</u>		11	2
<u>Mathematics (3-8)</u>		11	5

Select any of the underlined local indicators to see the local data for those with a met rating.

<u>Local Indicators</u>	Ratings
Basics (Teachers, Instructional Materials, Facilities)	N/A
Implementation of Academic Standards	N/A
Parent Engagement	N/A
Local Climate Survey	N/A

Performance Levels:  Blue (Highest)    Green    Yellow    Orange    Red (Lowest)

An asterisk (\*) shows that the student group has fewer than 11 students and is not reported for privacy reasons. The performance level (color) is not included when there are fewer than 30 students in any year used to calculate status and change. An N/A means that data is not currently available.

# Questions?

