



## Authorization

Precision Concrete Cutting (PCC) removes only those trip hazards specifically requested by customers, and therefore makes no guarantee or representation that the property is free of trip hazards after the contract is completed. Also, it is the customers' responsibility to provide proper access and PCC assumes no liability for trip hazards that cannot be identified or repaired due to parked vehicles or other obstacles preventing safe and practical access. In this case, PCC offers to return one extra time to complete the repairs and reserves the right to charge a mobilization fee of up to \$250. Also, it is recognized that after completion of the contract, trip hazards may and frequently do continue to move naturally over time due to roots, water, freezing, pipes, and other natural or man-made causes. PCC is not responsible for movement or changes in the sidewalks and is not liable for any related claims, losses, damages, or liabilities thereto pertaining. Also, if sidewalk assessment is more than 12-month-old at the time of signature of the contract, there will be a 10% price increase allowance to provision for possible increases of trip hazard measurements.

Pricing is valid for 90-days and is based on the volume of work represented in the proposal. Should you decide to reduce the volume of work by more than 20%, a unit price increase of 10% may apply. Payment terms of invoices are 15 days unless otherwise stated. Contracts greater than \$25,000 are invoiced monthly.

*By signing below, I attest that I have read the above statements, understand them completely, and agree. By my signature and authorization, PCC is approved to complete the work detailed in this proposal in accordance with PCC's schedule. Payment of PCC's invoice(s) will confirm that I have inspected PCC's work and that it was performed to my satisfaction.*

**Date:** \_\_\_\_\_ **P.O.#:** \_\_\_\_\_

**Signature Authorized Agent:** \_\_\_\_\_

**Print Name & Title:** \_\_\_\_\_

**Is it OK to perform work on Saturdays?** Yes \_\_\_\_\_ / No \_\_\_\_\_

**Is work on Saturdays required to ensure safety and avoid disruption?** Yes \_\_\_\_\_ / No \_\_\_\_\_

<b>REF #:</b>	<b>2022.03.10.A.HJ</b>	<b>Precision Concrete Cutting</b>
<b>DATE:</b>		CSLB #1032474
<b>CUSTOMER:</b>	Clayton Valley Charter High School	
<b>C/O:</b>	Mt Diablo Unified School C	Headquarters: 417 Harrison Street Oakland, CA 94607
<b>CONTACT:</b>	Paul A. Lundholm	SF Peninsula: 335 Beach Road Burlingame, CA 94010
<b>ADDRESS:</b>	1936 Carlotta Dr.	Sacramento: 1425 N Market Blvd #9 Sacramento, CA 95834
<b>CITY / ZIP:</b>	Concord, CA 94519-1397	
<b>PHONE:</b>	925-825-7440	
<b>PROPERTY LOCATION:</b>	1101 Alberta Way Concord CA 94521	
<b>TOTAL COST:</b>	<b>\$59,659.00</b>	Heather Jimison hjimison@PCCnorcal.com Cell - 916-607-0447
	<b>TIPS Contract TIPS 190903</b>	

*This document is intended only for the use of the individual or entity to which it is addressed. The contents are proprietary and confidential and contains information that is both privileged and confidential under applicable California law. If you have received or are in possession of this document, you are hereby notified that any dissemination, use, distribution, or copying of this information is strictly prohibited. Any violation will be strictly enforced and litigated under the laws of the State of California.*






REF #	2022.03.10.A.HJ	<b>Precision Concrete Cutting</b>
CUSTOMER:	Clayton Valley Charter High School	CSLB #1032474
C/O:	Mt Diablo Unified School District	
CONTACT:	Paul A. Lundholm	Heather Jimison
ADDRESS:	1936 Carlotta Dr.	hjimison@PCCnorcal.com
CITY / ZIP:	Concord, CA 94519-1397	916-607-0447 - Cell
PHONE:	925-825-7440	650-240-3866 - Fax
PROPERTY LOCATION:	1101 Alberta Way Concord CA 94521	

**SIDEWALK REPAIR DETAILED REPORT**


**Total Cost**  
**\$59,659.00**






**LEGEND:** WW=Walkway SW=Sidewalk CSW=City Sidewalks DW=Driveway GB=Gutter Bed R&R=Remove and Replace (not repaired)  
ATTN=Attention (not repaired) GAP-M=Gap 1/2"-1" wide GAP-L=Gap 1"-2" wide OG=Old Grind OC=Old Cut PATCH=Asphalt or Concrete






*This document is intended only for the use of the individual or entity to which it is addressed. The contents are proprietary and contain information that is both privileged and confidential under applicable California law. If you have received or are in possession of this document, you are hereby notified that any dissemination, use, distribution, or copying of this information is strictly prohibited. Any violation will be strictly enforced and litigated under the laws of the State of California.*

No.	Max Ht. (1/8 of In.)	Min Ht. (1/8 of In.)	Length (Feet)	Description	Before Picture	Cost
1	3	0	9	SW 1101 Alberta Way : Past CSW. By Stop Sign. By Parking Spot 9. XCUT		\$84.50
2	2	0	1	SW 1101 Alberta Way : Past CSW. By Stop Sign. By Parking Spot 9. XCUT		\$6.50
3	6	1	10	SW 1101 Alberta Way : Past Stop Sign. By Parking Spot 8. OG		\$219.00

No.	Max Ht. (1/8 of In.)	Min Ht. (1/8 of In.)	Length (Feet)	Description	Before Picture	Cost
4	4	0	19.5	SW 1101 Alberta Way : Past Stop Sign. By Parking Spot 7. ATCURB MVCAR		\$244.00
5	0	0	25	ATTN SW 1101 Alberta Way : Past Stop Sign. By Parking Spot 7. Gap needs to be filled		DO NOT FIX
6	5	0	18	SW 1101 Alberta Way : Past Stop Sign. By Parking Spot 6. ATCURB MVCAR XCUT w8		\$281.50
7	3	0	6.5	SW 1101 Alberta Way : Past Stop Sign. By Parking Spot 6. XCUT		\$61.00
8	4	0	16.5	SW 1101 Alberta Way : Past Stop Sign. By Parking Spot 5. CURBCUT XCUT MVCAR		\$206.50

No.	Max Ht. (1/8 of In.)	Min Ht. (1/8 of In.)	Length (Feet)	Description	Before Picture	Cost
9	4	0	5	SW 1101 Alberta Way : Past Stop Sign. By Parking Spot 5. ATCURB XCUT MVCAR		\$62.50
10	2	1	10	SW 1101 Alberta Way : Past Stop Sign. By Parking Spot 5.		\$94.00
11	2	0	5	SW 1101 Alberta Way : Before Gate. By Parking Spot 4.		\$31.50
12	5	0	33	SW 1101 Alberta Way : By Gate. By Parking Spot 3. ATCURB LCUT MVCAR		\$515.50
13	4	0	6	SW 1101 Alberta Way : By Gate. By Parking Spot 3. LCUT		\$75.00

No.	Max Ht. (1/8 of In.)	Min Ht. (1/8 of In.)	Length (Feet)	Description	Before Picture	Cost
14	3	0	3	SW 1101 Alberta Way : At Gate. By Parking Spot 3. LCUT		\$28.00
15	6	4	2	SW 1101 Alberta Way : At Gate. By Parking Spot 3. LCUT		\$62.50
16	4	1	9	SW 1101 Alberta Way : Past Gate. By Parking Spot 2. Parallel Cut. LCUT		\$140.50
17	4	0	SW 1101 Alberta Way : Past Gate. By Parking Spot 2. LCUT		\$100.00	
18	4	0	31.5	SW 1101 Alberta Way : Past Gate. By Parking Spot 2. Parallel Cut		\$394.00

No.	Max Ht. (1/8 of In.)	Min Ht. (1/8 of In.)	Length (Feet)	Description	Before Picture	Cost
19	6	0	41	SW 1101 Alberta Way : Past Gate. By Parking Spot 1. ATCURB		\$769.00
20	4	0	7	SW 1101 Alberta Way : At Bench. Before Ramp.		\$87.50
21	4	0	8	SW 1101 Alberta Way : At Ramp. ASPCUT		\$100.00
22	5	1	28.5	SW 1101 Alberta Way : Past Ramp. By Gate. Parallel Cut LCUT		\$534.50
23	3	0	4	SW 1101 Alberta Way : Past Ramp. By Gate. LCUT XCUT		\$37.50

No.	Max Ht. (1/8 of In.)	Min Ht. (1/8 of In.)	Length (Feet)	Description	Before Picture	Cost
24	5	0	7	SW 1101 Alberta Way : Past Ramp. By Gate. XCUT LCUT		\$109.50
25	0	0	0	ATTN SW 1101 Alberta Way : Past Ramp. By Gate. Holes need Patch		DO NOT FIX
26	6	1	10	SW 1101 Alberta Way : Past Gate. By Bench. OG		\$219.00
27	6	0	52	SW 1101 Alberta Way : Past Gate. By Bench. Fire Lane. ATCURB		\$975.00
28	0	0	0	RR SW 1101 Alberta Way : Past Bench. Before Ramp. Cement is chipped		DO NOT FIX

No.	Max Ht. (1/8 of In.)	Min Ht. (1/8 of In.)	Length (Feet)	Description	Before Picture	Cost
29	6	4	10	SW 1101 Alberta Way : Past Bench. By Ramp. OG		\$312.50
30	8	0	25	SW 1101 Alberta Way : Past Bench. By Ramp. Fire Lane. CURBCUT		\$625.00
31	9	0	4	SW 1101 Alberta Way : At Crosswalk. ASPCUT		\$112.50
32	0	0	0	ATTN SW 1101 Alberta Way : Past Crosswalk. By Gate. Hole needs Patch		DO NOT FIX
33	4	0	10.5	SW 1101 Alberta Way : Past Crosswalk. By Gate. Fire Lane. CURBCUT XCUT		\$131.50








No.	Max Ht. (1/8 of In.)	Min Ht. (1/8 of In.)	Length (Feet)	Description	Before Picture	Cost
34	4	0	3	SW 1101 Alberta Way : Past Crosswalk. By Gate. Fire Lane. ATCURB XCUT		\$37.50
35	4	0	11	SW 1101 Alberta Way : Past Crosswalk. By Gate. Fire Lane. CURBCUT XCUT		\$137.50
36	4	0	12	SW 1101 Alberta Way : Past Gate. Fire Lane. CURBCUT		\$150.00
37	3	0	8	SW 1101 Alberta Way : Past Gate. Before Student Drop Off Sign.		\$75.00
38	6	0	23	SW 1101 Alberta Way : Past Gate. At Student Drop Off Sign. Fire Lane. ATCURB		\$431.50

No.	Max Ht. (1/8 of In.)	Min Ht. (1/8 of In.)	Length (Feet)	Description	Before Picture	Cost
39	6	0	25	SW 1101 Alberta Way : Past Student Drop Off Sign. ATCURB LCUT		\$469.00
40	4	0	4.5	SW 1101 Alberta Way : Past Student Drop Off Sign. LCUT XCUT		\$56.50
41	2	0	4.5	SW 1101 Alberta Way : Past Student Drop Off Sign. XCUT		\$28.00
42	2	0	1.5	SW 1101 Alberta Way : Between Student Drop Off Signs.		\$9.50
43	4	0	12	SW 1101 Alberta Way : Between Student Drop Off Signs. Fire Lane. CURBCUT		\$150.00






No.	Max Ht. (1/8 of In.)	Min Ht. (1/8 of In.)	Length (Feet)	Description	Before Picture	Cost
44	2	1	8.5	SW 1101 Alberta Way : By Student Drop Off Sign. Before Gate.		\$79.50
45	4	0	25.5	SW 1101 Alberta Way : Past Student Drop Off Sign. Before Gate. ATCURB XCUT		\$319.00
46	14	0	29.5	SW 1101 Alberta Way : Past Student Drop Off Sign. At Gate. Fire Lane. CURBCUT XCUT		\$1,290.50
47	2	0	3.5	SW 1101 Alberta Way : Past Student Drop Off Sign. Before Gate.		\$22.00
48	3	0	3.5	SW 1101 Alberta Way : Past Student Drop Off Sign. By Gate.		\$33.00

No.	Max Ht. (1/8 of In.)	Min Ht. (1/8 of In.)	Length (Feet)	Description	Before Picture	Cost
49	22	3	20	WW 1101 Alberta Way : At Staff Parking. At Gate. ASPCUT		\$1,562.50
50	0	0	0	ATTN WW 1101 Alberta Way : By Staff Parking. Past Gate. Holes need Patch		DO NOT FIX
51	3	1	5.5	WW 1101 Alberta Way : Past Gate. At Utility Lid. Before AC Unit. LCUT		\$69.00
52	3	1	4	WW 1101 Alberta Way : Past Gate. At Utility Lid. Before AC Unit. LCUT		\$50.00
53	3	0	5.5	WW 1101 Alberta Way : Past Gate. At Utility Lid. Before AC Unit. LCUT		\$51.50


No.	Max Ht. (1/8 of In.)	Min Ht. (1/8 of In.)	Length (Feet)	Description	Before Picture	Cost
54	0	0	0	ATTN WW 1101 Alberta Way : Past Gate. By Utility Lid. Before AC Unit. Hole needs Patch		DO NOT FIX
55	0	0	0	ATTN WW 1101 Alberta Way : Past Utility Lid. By AC Unit. Hole needs Patch		DO NOT FIX
56	0	0	0	ATTN WW 1101 Alberta Way : Past Utility Lid. By AC Unit. Holes need Patch		DO NOT FIX
57	3	0	15	WW 1101 Alberta Way : Past AC Unit. Before Multi Use Room Door.		\$140.50
58	2	0	4	WW 1101 Alberta Way : Past AC Unit. Before Multi Use Room Door.		\$25.00

No.	Max Ht. (1/8 of In.)	Min Ht. (1/8 of In.)	Length (Feet)	Description	Before Picture	Cost
59	0	0	0	ATTN WW 1101 Alberta Way : Past AC Unit. Before Multi Use Room Door. Holes need Patch		DO NOT FIX
60	3	0	9.5	WW 1101 Alberta Way : Past AC Unit. Before Multi Use Room Door.		\$89.00
61	4	0	12.5	WW 1101 Alberta Way : Past AC Unit. By Multi Use Room Door.		\$156.50
62	0	0	0	ATTN WW 1101 Alberta Way : Past AC Unit. By Multi Use Room Door. Brick is cracked		DO NOT FIX
63	0	0	0	ATTN WW 1101 Alberta Way : Past AC Unit. By Multi Use Room Door. Hole needs Patch		DO NOT FIX

No.	Max Ht. (1/8 of In.)	Min Ht. (1/8 of In.)	Length (Feet)	Description	Before Picture	Cost
64	5	0	3.5	WW 1101 Alberta Way : Past AC Unit. By Multi Use Room Door. At crack. At brick.		\$54.50
65	2	0	18	WW 1101 Alberta Way : Past AC Unit. Across Multi Use Room Door. By Benches.		\$112.50
66	4	3	2	WW 1101 Alberta Way : At Multi Use Room Door. Across Benches. At brick. LCUT		\$44.00
67	4	1	25	WW 1101 Alberta Way : At Multi Use Room Door. Across Benches. LCUT		\$390.50
68	0	0	0	ATTN WW 1101 Alberta Way : At Multi Use Room Door. Holes need Patch		DO NOT FIX

No.	Max Ht. (1/8 of In.)	Min Ht. (1/8 of In.)	Length (Feet)	Description	Before Picture	Cost
69	2	1	3	WW 1101 Alberta Way : At Multi Use Room Door. Across Benches. LCUT		\$28.00
70	3	2	2	WW 1101 Alberta Way : At Multi Use Room Door. Across Benches. At brick. LCUT		\$31.50
71	2	1	10.5	WW 1101 Alberta Way : Past Multi Use Room Door. At Stairs. At brick.		\$98.50
72	7	3	8	WW 1101 Alberta Way : Past Multi Use Room Door. Top of Stairs. At Gate.		\$250.00
73	3	1	8	WW 1101 Alberta Way : Past Multi Use Room Door. Top of Stairs. At Gate.		\$100.00








No.	Max Ht. (1/8 of In.)	Min Ht. (1/8 of In.)	Length (Feet)	Description	Before Picture	Cost
74	0	0	0	ATTN WW 1101 Alberta Way : Before Office. By Ramp. Brick is cracked.		DO NOT FIX
75	2	1	4	WW Bld Office : Before Door. At Ramp.		\$37.50
76	4	3	5	WW Bld Office : Before Door. At Ramp. By Stairs.		\$109.50
77	2	1	10.5	WW Bld Office : Before Door. By Welcome Sign. At brick		\$98.50
78	14	1	4.5	WW Bld Office : Before Door. By Welcome Sign. At brick. At Bench. ASPCUT		\$211.00






No.	Max Ht. (1/8 of In.)	Min Ht. (1/8 of In.)	Length (Feet)	Description	Before Picture	Cost
79	0	0	0	ATTN WW Bld Office : Before Door. By Welcome Sign. At Bench. Gap needs to be filled		DO NOT FIX
80	3	0	4.5	WW Bld Office : Before Door. At Welcome Sign. By Bench.		\$42.00
81	2	0	2.5	WW Bld Office : Before Door. At Welcome Sign. By Multi Use Room Door.		\$15.50
82	0	0	0	ATTN WW Bld Multi Use : At Welcome Sign. At Door. Hole needs Patch		DO NOT FIX
83	2	1	5.5	WW Bld Multi Use : Past Door. By Benches. At brick LCUT		\$51.50






No.	Max Ht. (1/8 of In.)	Min Ht. (1/8 of In.)	Length (Feet)	Description	Before Picture	Cost
84	4	0	6	WW Bld Multi Use : Past Door. By Benches. LCUT		\$75.00
85	4	0	10	WW Bld Multi Use : Past Door. Across C Wing. OG LCUT		\$125.00
86	6	0	62	WW Bld Multi Use : Past Door. Across Planter Box. Parallel Cut. LCUT		\$1,162.50
87	3	0	2	WW Bld Multi Use : Past Door. Across Planter Box. Before Cafeteria. LCUT		\$19.00
88	3	0	7	WW Bld Multi Use : Past Door. Across Planter Box. Before Cafeteria. Parallel Cut. XCUT		\$65.50

No.	Max Ht. (1/8 of In.)	Min Ht. (1/8 of In.)	Length (Feet)	Description	Before Picture	Cost
89	4	0	17	WW Bld Multi Use : Past Door. Across Planter Box. By Cafeteria. Parallel Cut. XCUT LCUT		\$212.50
90	3	2	14	WW Bld Multi Use : Past Door. Across Planter Box. By Cafeteria. LCUT		\$219.00
91	3	0	12.5	WW Bld Multi Use : Past Door. Across Water Fountain. By Cafeteria. Parallel Cut.		\$117.00
92	9	0	8	WW Bld Cafeteria : Across Windows. Parallel Cut. OG		\$225.00
93	7	0	38	WW Bld Cafeteria : By Windows. Parallel Cut. OG		\$831.50






No.	Max Ht. (1/8 of In.)	Min Ht. (1/8 of In.)	Length (Feet)	Description	Before Picture	Cost
94	3	0	32.5	WW Bld Cafeteria : By Windows. By Water Fountains.		\$304.50
95	2	1	10	WW Bld Cafeteria : At Windows. By Water Fountains.		\$94.00
96	0	0	0	ATTN WW Bld Cafeteria : By Windows. By Water Fountains. Hole needs Patch		DO NOT FIX
97	2	0	3	WW Bld Cafeteria : At Faculty Door. At Railing.		\$19.00
98	2	0	1.5	WW Bld Cafeteria : At Faculty Door. At Railing.		\$9.50

No.	Max Ht. (1/8 of In.)	Min Ht. (1/8 of In.)	Length (Feet)	Description	Before Picture	Cost
99	4	0	14.5	WW Bld Cafeteria : By Faculty Door. By Railing. LCUT		\$181.50
100	2	2	1.5	WW Bld Cafeteria : By Faculty Door. By Railing. LCUT		\$19.00
101	3	0	6	WW Bld Cafeteria : Across Faculty Door. At Corridor. XCUT		\$56.50
102	2	0	3.5	WW Bld Cafeteria : Across Faculty Door. At Corridor. XCUT		\$22.00
103	7	8	10.5	WW Bld Cafeteria : Across Faculty Door. At Corridor. OG		\$492.00

No.	Max Ht. (1/8 of In.)	Min Ht. (1/8 of In.)	Length (Feet)	Description	Before Picture	Cost
104	0	0	0	ATTN WW Bld Cafeteria : Across Faculty Door. At Corridor. Holes need Patch		DO NOT FIX
105	4	1	15.5	WW Bld Cafeteria : Across Metal Bleachers. At Corridor. LCUT		\$242.00
106	9	2	7	WW Bld Cafeteria : Across Metal Bleachers. At Corridor. By Portables. LCUT		\$240.50
107	3	2	1.5	WW Bld Cafeteria : Across Metal Bleachers. At Corridor. By Portables. At crack. LCUT		\$23.50
108	4	0	0.5	WW Bld Cafeteria : Across Metal Bleachers. At Corridor. By Portables. LCUT		\$6.50






No.	Max Ht. (1/8 of In.)	Min Ht. (1/8 of In.)	Length (Feet)	Description	Before Picture	Cost
109	5	0	7.5	WW Bld Cafeteria : Across Metal Bleachers. By Portables. Parallel Cut. LCUT		\$117.00
110	7	0	2	WW Bld Cafeteria : Across Metal Bleachers. By Portables. LCUT XCUT		\$44.00
111	2	0	0.5	WW Bld Cafeteria : Across Metal Bleachers. By Portables. XCUT LCUT		\$3.00
112	2	1	4.5	WW Bld Cafeteria : Across Metal Bleachers. By Portables. LCUT		\$42.00
113	2	0	1.5	WW Bld Cafeteria : Across Metal Bleachers. By Portables. At crack. LCUT		\$9.50









No.	Max Ht. (1/8 of In.)	Min Ht. (1/8 of In.)	Length (Feet)	Description	Before Picture	Cost
114	2	0	11.5	WW Bld Cafeteria : Across Metal Bleachers. By Portables. Parallel Cut. LCUT		\$72.00
115	8	0	10.5	WW Bld Cafeteria : Across Metal Bleachers. By Portables. Parallel Cut. LCUT		\$262.50
116	2	1	1	WW Bld Cafeteria : Across Metal Bleachers. By Portables. At crack. LCUT		\$9.50
117	3	1	2	WW Bld Cafeteria : Across Metal Bleachers. By Portables. At crack. LCUT		\$25.00
118	3	2	0.5	WW Bld Cafeteria : Across Metal Bleachers. By Portables. LCUT		\$8.00






No.	Max Ht. (1/8 of In.)	Min Ht. (1/8 of In.)	Length (Feet)	Description	Before Picture	Cost
119	5	0	2.5	WW Bld Cafeteria : Across Metal Bleachers. By Portables. At crack.		\$39.00
120	0	0	0	ATTN WW Bld Cafeteria : Across Metal Bleachers. By Portables. Hole needs Patch		DO NOT FIX
121	0	0	0	ATTN WW Bld Cafeteria : Across Metal Bleachers. By Portables. Cement is chipped		DO NOT FIX
122	4	0	4.5	WW Bld Cafeteria : By Portables. At Asphalt. Parallel Cut. XCUT		\$56.50
123	7	0	15	WW Bld Cafeteria : By Portables. Parallel Cut. ASCUT XCUT LCUT		\$328.00





No.	Max Ht. (1/8 of In.)	Min Ht. (1/8 of In.)	Length (Feet)	Description	Before Picture	Cost
124	5	0	4	WW Bld Cafeteria : By Portables. Before Kitchen Door LCUT		\$62.50
125	0	0	0	ATTN WW Bld Cafeteria : By Portables. Before Kitchen Door. Asphalt needs to be filled		DO NOT FIX
126	2	0	4	WW Bld Cafeteria : By Portables. Before Kitchen Door. ASPCUT		\$25.00
127	4	0	1	WW Bld Cafeteria : By Portables. Before Kitchen Door. ASPCUT		\$12.50
128	2	0	4	WW Bld Cafeteria : By Portables. By Kitchen Door. At Asphalt. LCUT		\$25.00

No.	Max Ht. (1/8 of In.)	Min Ht. (1/8 of In.)	Length (Feet)	Description	Before Picture	Cost
129	3	0	4	WW Bld Cafeteria : By Portables. By Kitchen Door. At Asphalt. LCUT		\$37.50
130	0	0	0	ATTN WW Bld Cafeteria : By Portables. By Kitchen Door. At Asphalt. Hole needs Patch		DO NOT FIX
131	6	1	11	WW Bld Cafeteria : By Portables. By Kitchen Door. At Asphalt.		\$240.50
132	5	4	3	WW Bld Cafeteria : At Metal Utility Lid. Before Wing S. LCUT		\$84.50
133	4	2	3	WW Bld Cafeteria : At Metal Utility Lid. Before Wing S. LCUT		\$56.50






No.	Max Ht. (1/8 of In.)	Min Ht. (1/8 of In.)	Length (Feet)	Description	Before Picture	Cost
134	3	2	3	WW Bld Cafeteria : At Metal Utility Lid. Before Wing S. LCUT		\$47.00
135	4	3	3	WW Bld Cafeteria : At Metal Utility Lid. Before Wing S. LCUT		\$65.50
136	2	0	5	WW Bld Cafeteria : Past Metal Utility Lid. Before Wing S. XCUT		\$31.50
137	2	0	2.5	WW Bld Cafeteria : Past Metal Utility Lid. Before Wing S. XCUT		\$15.50
138	2	0	3	WW Bld Cafeteria : Past Metal Utility Lid. Before Wing S. XCUT		\$19.00

No.	Max Ht. (1/8 of In.)	Min Ht. (1/8 of In.)	Length (Feet)	Description	Before Picture	Cost
139	2	0	11	WW Bld Cafeteria : Past Metal Utility Lid. Before Wing S. XCUT		\$69.00
140	3	0	14.5	WW Bld S : Past Metal Utility Lid. Before Gate.		\$136.00
141	0	0	0	ATTN WW Bld S : Past Metal Utility Lid. By Gate. By Bld M. Holes need Patch		DO NOT FIX
142	5	0	10.5	WW Bld S : Past Metal Utility Lid. By Gate. By Bld M.		\$164.00
143	4	0	5.5	WW Bld S : Past Metal Utility Lid. At Gate. By Bld M.		\$69.00

No.	Max Ht. (1/8 of In.)	Min Ht. (1/8 of In.)	Length (Feet)	Description	Before Picture	Cost
144	4	0	3.5	WW Bld S : Past Metal Utility Lid. At Gate. By Bld M. At SW. LCUT		\$44.00
145	4	1	3.5	WW Bld S : Past Metal Utility Lid. At Gate. By Bld M. At SW. LCUT		\$54.50
146	9	0	3	SW Bld S : Past Metal Utility Lid. At Gate. OG		\$84.50
147	5	0	6.5	SW Bld S : Past Metal Utility Lid. At Gate. At Asphalt. CURBCUT		\$101.50
148	4	1	9	SW Bld S Room S1 : At Door. ASPCUT		\$140.50


No.	Max Ht. (1/8 of In.)	Min Ht. (1/8 of In.)	Length (Feet)	Description	Before Picture	Cost
149	4	1	9	SW Bld S Room S2 : At Door. ASCPUCUT		\$140.50
150	5	1	5	SW Bld S Room S4 : At Door. ASCPUCUT LCUT		\$94.00
151	5	1	8.5	SW Bld S Room S4 : At Door. ASCPUCUT LCUT		\$159.50
152	5	1	5	SW Bld S Room S4 : At Door. ASCPUCUT LCUT		\$94.00
153	4	0	3	SW Bld Boiler : At Door. At Asphalt. LCUT		\$37.50



No.	Max Ht. (1/8 of In.)	Min Ht. (1/8 of In.)	Length (Feet)	Description	Before Picture	Cost
154	4	1	5.5	SW Bld Boiler : At Door. ASPCUT LCUT		\$86.00
155	4	2	5.5	SW Bld Boiler : At Door. ASPCUT LCUT		\$103.00
156	4	1	6.5	SW Bld Garage Room S6 : At Door. ASPCUT LCUT		\$101.50
157	4	1	13.5	SW Bld Garage Room S6 : At Door. ASPCUT LCUT		\$211.00
158	4	1	6.5	SW Bld Garage Room S6 : At Door. ASPCUT LCUT		\$101.50

No.	Max Ht. (1/8 of In.)	Min Ht. (1/8 of In.)	Length (Feet)	Description	Before Picture	Cost
159	9	1	32.5	SW Bld Garage Room S6 : Past Door. ASPCUT LCUT		\$1,015.50
160	6	3	1.5	SW Bld Garage Room S6 : Past Door. ASPCUT LCUT		\$42.00
161	0	0	0	ATTN WW Bld M Room M3 : At Door. Hole needs Patch		DO NOT FIX
162	2	0	5.5	WW Bld M Room M3 : Past Door. At WW.		\$34.50
163	0	0	0	ATTN WW Bld M Room M3 : Past Door. At WW. Hole needs Patch		DO NOT FIX

No.	Max Ht. (1/8 of In.)	Min Ht. (1/8 of In.)	Length (Feet)	Description	Before Picture	Cost
164	4	1	19.5	WW Bld M Room M3 : Past Door. Past WW.		\$304.50
165	4	0	17	WW Bld M Room M3 : Past Door. Past WW. Before Room S3.		\$212.50
166	4	2	3	WW Bld S Room S3 : By Door. By WW. LCUT		\$56.50
167	4	2	3	WW Bld S Room S3 : By Door. By WW. LCUT		\$56.50
168	4	2	3	WW Bld S Room S3 : By Door. By WW. LCUT		\$56.50

No.	Max Ht. (1/8 of In.)	Min Ht. (1/8 of In.)	Length (Feet)	Description	Before Picture	Cost
169	4	2	3	WW Bld S Room S3 : By Door. By WW. LCUT		\$56.50
170	0	0	0	ATTN WW Bld S Room S3 : By Door. At WW. Hole needs Patch		DO NOT FIX
171	5	0	19	WW Bld S Room S4 : Past Door. By Gym. OG		\$297.00
172	4	3	1	WW Bld S Room S4 : Past Door. By Gym. At Pole. LCUT		\$22.00
173	5	0	5	WW Bld S Room S4 : Past Door. By Gym. At Pole. LCUT		\$78.00






No.	Max Ht. (1/8 of In.)	Min Ht. (1/8 of In.)	Length (Feet)	Description	Before Picture	Cost
174	2	1	9	WW Bld Gym : Between Doors. Parallel Cut.		\$84.50
175	0	0	0	ATTN WW Bld Gym : By Door. By Asphalt. Hole needs Patch		DO NOT FIX
176	0	0	0	ATTN WW Bld Gym : At WW. Between Corridors. Holes need Patch		DO NOT FIX
177	0	0	0	ATTN WW Bld Gym : At WW. Before Locker Rooms. Holes need Patch		DO NOT FIX
178	4	0	2	WW Bld Gym : At Junction WW. Before Locker Rooms. LCUT		\$25.00

No.	Max Ht. (1/8 of In.)	Min Ht. (1/8 of In.)	Length (Feet)	Description	Before Picture	Cost
179	5	3	6	WW Bld Gym : At Junction WW. Before Locker Rooms. LCUT OG		\$150.00
180	2	0	3.5	WW Bld Gym : Before Locker Rooms. Parallel Cut.		\$22.00
181	2	0	8	WW Bld Gym : Before Locker Rooms. Parallel Cut.		\$50.00
182	0	0	0	ATTN WW Bld Locker Rooms : At Girls PE Staff Room. Asphalt needs to be filled.		DO NOT FIX
183	0	0	0	ATTN WW Bld Locker Rooms : By Girls Locker Room. By Gym Door. Hole needs Patch		DO NOT FIX





No.	Max Ht. (1/8 of In.)	Min Ht. (1/8 of In.)	Length (Feet)	Description	Before Picture	Cost
184	2	0	22	WW Bld Locker Rooms : By Mens Restroom. Past Girls Locker Room.		\$137.50
185	0	0	0	ATTN WW Bld Locker Rooms : Across Mens Restroom. Hole needs Patch		DO NOT FIX
186	0	0	0	ATTN WW Bld Locker Rooms : Across Team Rooms. Hole needs Patch		DO NOT FIX
187	3	1	30	WW Bld Locker Rooms : By Boys PE Staff Room. By Gym Door.		\$375.00
188	11	1	14	WW Bld Gym : At Parking Lot. At Ramp. ASPCUT		\$525.00

No.	Max Ht. (1/8 of In.)	Min Ht. (1/8 of In.)	Length (Feet)	Description	Before Picture	Cost
189	10	0	14	WW Bld Locker Rooms : At Basketball Courts. At Ramp. ASPCUT		\$437.50
190	7	0	6.5	WW Bld Locker Rooms : At Basketball Courts. At Ramp. At Boys Locker Room. ASPCUT		\$142.00
191	5	0	16	WW Bld L Room L100 : Before Door. By Storm Lid. ASPCUT		\$250.00
192	4	0	8	WW Bld L Room L100 : Before Door. By Storm Lid. ASPCUT		\$100.00
193	4	2	3.5	WW Bld L Room L100 : At Door. At Utility Lid. LCUT		\$65.50



No.	Max Ht. (1/8 of In.)	Min Ht. (1/8 of In.)	Length (Feet)	Description	Before Picture	Cost
194	3	1	3.5	WW Bld L Room L100 : At Door. At Utility Lid. LCUT		\$44.00
195	2	1	3.5	WW Bld L Room L100 : At Door. At Utility Lid. LCUT		\$33.00
196	3	1	3.5	WW Bld L Room L100 : At Door. At Utility Lid. LCUT		\$44.00
197	5	0	16	WW Bld L Room L200 : Past Door. ASPCUT		\$250.00
198	3	0	6	WW Bld L Room L200 : Past Door. ASPCUT		\$56.50

No.	Max Ht. (1/8 of In.)	Min Ht. (1/8 of In.)	Length (Feet)	Description	Before Picture	Cost
199	0	0	0	ATTN WW Bld L Room L200 : Past Door. Asphalt needs to be filled		DO NOT FIX
200	8	4	11	WW Bld F Room F14 : Before Door. At Ramp. ASPCUT		\$412.50
201	3	0	4	WW Bld F Room F2 : Past Door. At Communication Lid. At Gate.		\$37.50
202	4	0	12	WW Bld F Room F2 : Past Door. By Communication Lid. By Gate.		\$150.00
203	0	0	0	ATTN WW Bld F Room F2 : Past Door. Past Gate. Hole needs Patch		DO NOT FIX

No.	Max Ht. (1/8 of In.)	Min Ht. (1/8 of In.)	Length (Feet)	Description	Before Picture	Cost
204	4	0	11.5	WW Bld F Room F2 : Past Door. Past Gate. Parallel Cut. XCUT		\$144.00
205	6	0	33	WW Bld F Room F2 : By Bld M. Past Door. Past Gate. Parallel Cut. XCUT		\$619.00
206	2	0	3.5	WW Bld M Room M1 : By Door. At Corridor. By Bulletin Board. XCUT LCUT		\$22.00
207	6	0	6	WW Bld M Room M1 : By Door. At Corridor. By Bulletin Board. XCUT		\$112.50
208	3	0	5.5	WW Bld M Room M1 : By Door. At Corridor. By Bulletin Board. LCUT		\$51.50

No.	Max Ht. (1/8 of In.)	Min Ht. (1/8 of In.)	Length (Feet)	Description	Before Picture	Cost
209	0	0	0	ATTN WW Bld M Room M1 : Past Door. By Bulletin Board. Holes need Patch		DO NOT FIX
210	3	0	29	WW Bld M Room M1 : Past Door. By Bulletin Board. Parallel Cut.		\$272.00
211	4	0	5	WW Bld M Room M1 : Past Door. Past Bulletin Board. At Junction WW.		\$62.50
212	2	1	5	WW Bld M Room M1 : At Junction WW. By Room S3.		\$47.00
213	0	0	0	ATTN WW Bld M Room M1 : At Junction WW. Utility Lid is lifted.		DO NOT FIX






No.	Max Ht. (1/8 of In.)	Min Ht. (1/8 of In.)	Length (Feet)	Description	Before Picture	Cost
214	2	0	6	WW Bld F Room F2 : Before Door. At Corridor.		\$37.50
215	2	0	3	WW Bld F Room F2 : Before Door. At Corridor.		\$19.00
216	2	0	5.5	WW Bld F Room F2 : Before Door. At Corridor.		\$34.50
217	5	1	3	WW Bld F Room F2 : Before Door. At Corridor. At Utility Lid. LCUT		\$56.50
218	2	1	3	WW Bld F Room F2 : Before Door. At Corridor. At Utility Lid. LCUT		\$28.00


No.	Max Ht. (1/8 of In.)	Min Ht. (1/8 of In.)	Length (Feet)	Description	Before Picture	Cost
219	2	1	3	WW Bld F Room F2 : Before Door. At Corridor. At Utility Lid. LCUT		\$28.00
220	4	1	3	WW Bld F Room F2 : Before Door. At Corridor. At Utility Lid. LCUT		\$47.00
221	2	0	3.5	WW Bld F Room F2 : Before Door. At Corridor. By Utility Lid.		\$22.00
222	2	0	6	WW Bld M Room M1 : By Door. At Lockers.		\$37.50
223	8	0	23	WW Bld M Room M1 : By Door. Parallel Cut. LCUT		\$575.00

No.	Max Ht. (1/8 of In.)	Min Ht. (1/8 of In.)	Length (Feet)	Description	Before Picture	Cost
224	7	0	1.5	WW Bld M Room M1 : By Door. LCUT		\$33.00
225	0	0	0	ATTN WW Bld M Room M1 : By Door. Holes need Patch		DO NOT FIX
226	4	0	16	WW Bld M Room M1 : By Door. Before Bld E Door.		\$200.00
227	3	0	9	WW Bld M Room M1 : Past Door. By Bld E Door.		\$84.50
228	6	0	9	WW Bld M Room M2 : Before Door. XCUT OG		\$169.00






No.	Max Ht. (1/8 of In.)	Min Ht. (1/8 of In.)	Length (Feet)	Description	Before Picture	Cost
229	6	0	5	WW Bld M Room M2 : Before Door. XCUT OG		\$94.00
230	8	2	6	WW Bld M Room M2 : Before Door. At Ramp. OG		\$187.50
231	2	1	14.5	WW Bld M Room M2 : Between Doors. At Bench.		\$136.00
232	2	0	1.5	WW Bld M Room M2 : At Door. At Bench. At crack.		\$9.50
233	0	0	0	ATTN WW Bld M Room M2 : Past Door. Past Bench. At Ramp. Hole needs Patch		DO NOT FIX












No.	Max Ht. (1/8 of In.)	Min Ht. (1/8 of In.)	Length (Feet)	Description	Before Picture	Cost
234	5	1	6	WW Bld M Room M2 : Past Door. Past Bench. At Ramp. At Stage. OG		\$112.50
235	10	1	6	WW Bld M Room M2 : Past Door. Past Bench. At Ramp. At Stage. OG		\$206.50
236	3	0	9	WW Bld M Room M2 : Past Ramp. At Stage. By Steps. Decorative Concrete.		\$84.50
237	4	0	2	WW Bld M Room M2 : Past Ramp. At Stage. XCUT Decorative Concrete		\$25.00
238	4	0	19	WW Bld M Room M2 : Past Ramp. At Stage. XCUT Decorative Concrete		\$237.50






No.	Max Ht. (1/8 of In.)	Min Ht. (1/8 of In.)	Length (Feet)	Description	Before Picture	Cost
239	6	1	24.5	WW Bld M Room M2 : Past Ramp. At Stage. Decorative Concrete		\$536.00
240	7	0	17.5	WW Bld M Room M2 : Past Ramp. At Stage. XCUT Decorative Concrete		\$383.00
241	12	0	4	WW Bld M Room M2 : Past Ramp. At Stage. XCUT Decorative Concrete		\$150.00
242	3	0	6	WW Bld M Room M2 : At Stage. By Steps. XCUT Decorative Concrete		\$56.50
243	2	0	3	WW Bld M Room M2 : At Stage. By Steps. XCUT Decorative Concrete		\$19.00






No.	Max Ht. (1/8 of In.)	Min Ht. (1/8 of In.)	Length (Feet)	Description	Before Picture	Cost
244	2	0	4	WW Bld M Room M2 : At Stage. By Ramp. XCUT Decorative Concrete		\$25.00
245	5	0	6.5	WW Bld M Room M2 : At Stage. By Ramp. XCUT Decorative Concrete		\$101.50
246	0	0	0	ATTN WW Bld M Room M2 : At Stage. At Steps. Hole needs Patch		DO NOT FIX
247	13	0	4.5	WW Bld M Room M2 : At Stage. At Ramp. XCUT Decorative Concrete.		\$183.00
248	3	0	1.5	WW Bld M Room M2 : At Stage. At Ramp. XCUT		\$14.00

No.	Max Ht. (1/8 of In.)	Min Ht. (1/8 of In.)	Length (Feet)	Description	Before Picture	Cost
249	7	0	4	WW Bld M Room M2 : At Stage. At Ramp. At crack.		\$87.50
250	5	1	6	WW Bld E : By Door to Bld. LCUT		\$112.50
251	4	0	6	WW Bld E : By Door to Bld. LCUT		\$75.00
252	7	0	10.5	WW Bld E : Past Door to Bld. Parallel Cut. LCUT		\$229.50
253	2	0	1.5	WW Bld E : Past Door to Bld. LCUT		\$9.50






No.	Max Ht. (1/8 of In.)	Min Ht. (1/8 of In.)	Length (Feet)	Description	Before Picture	Cost
254	4	3	1.5	WW Bld E : Past Door to Bld. At Generators. LCUT		\$33.00
255	4	1	6.5	WW Bld E : Past Door to Bld. At Generators. Parallel Cut. LCUT		\$101.50
256	8	2	13	WW Bld E : Past Door to Bld. At Generators. LCUT		\$406.50
257	0	0	0	ATTN WW Bld E : Past Door to Bld. At Generators. Holes need Patch		DO NOT FIX
258	8	0	28.5	WW Bld E : Past Door to Bld. At Generators. Parallel Cut.		\$712.50

No.	Max Ht. (1/8 of In.)	Min Ht. (1/8 of In.)	Length (Feet)	Description	Before Picture	Cost
259	6	0	14.5	WW Bld E : Past Door to Bld. Past Generators. By Ramp.		\$272.00
260	0	0	0	ATTN WW Bld E : Past Door to Bld. Past Generators. At Ramp. Hole needs Patch		DO NOT FIX
261	3	1	3	WW Bld D : Before Door to Bld. By Water Fountains. At Utility Lid. LCUT		\$37.50
262	2	1	3	WW Bld D : Before Door to Bld. By Water Fountains. At Utility Lid. LCUT		\$28.00
263	2	0	11	WW Bld D : Before Door to Bld. At Water Fountains.		\$69.00




No.	Max Ht. (1/8 of In.)	Min Ht. (1/8 of In.)	Length (Feet)	Description	Before Picture	Cost
264	3	1	16	WW Bld D : By Door to Bld. Past Water Fountains.		\$200.00
265	3	0	13.5	WW Bld D : Past Door to Bld. By Planter Box.		\$126.50
266	0	0	0	ATTN WW Bld D : Past Door to Bld. By Planter Box. Holes need Patch		DO NOT FIX
267	0	0	0	ATTN WW Bld D : Past Door to Bld. By Brick. Holes need Patch		DO NOT FIX
268	3	0	16.5	WW Bld D : Past Door to Bld. By Planter Box. Before Brick.		\$154.50






No.	Max Ht. (1/8 of In.)	Min Ht. (1/8 of In.)	Length (Feet)	Description	Before Picture	Cost
269	5	1	15	WW Bld D : Past Door to Bld. By Brick.		\$281.50
270	11	0	62.5	WW Bld D : Past Door to Bld. At Brick. LCUT		\$2,148.50
271	6	2	1	WW Bld D : Past Door to Bld. At Brick. At crack. LCUT		\$25.00
272	7	1	7	WW Bld D : Past Door to Bld. At Brick. LCUT		\$175.00
273	10	1	24	WW Bld D : Past Door to Bld. At Brick. LCUT		\$825.00













No.	Max Ht. (1/8 of In.)	Min Ht. (1/8 of In.)	Length (Feet)	Description	Before Picture	Cost
274	5	0	8.5	WW Bld D : Past Door to Bld. By Ampitheater Ramp. OG		\$133.00
275	7	0	1.5	WW Bld D : Past Door to Bld. At Ampitheater Ramp. OG		\$33.00
276	5	0	1	WW Bld D : Past Door to Bld. At Ampitheater Ramp. OG		\$15.50
277	3	0	6	WW Bld D : At Ampitheater Ramp. Across Boys Bathroom.		\$56.50
278	0	0	0	ATTN WW Bld D : At Ampitheater Ramp. Holes need Patch		DO NOT FIX

No.	Max Ht. (1/8 of In.)	Min Ht. (1/8 of In.)	Length (Feet)	Description	Before Picture	Cost
279	0	0	0	ATTN WW Bld D : At Bottom of Ampitheater Ramp. Holes need Patch		DO NOT FIX
280	2	1	6	WW Bld D : At Bottom of Ampitheater. At Utility Lid.		\$56.50
281	2	0	5.5	WW Bld D : At Bottom of Ampitheater. At Utility Lid.		\$34.50
282	0	0	0	ATTN WW Bld D : At Bottom of Ampitheater. At Utility Lid. Lid is Sunken		DO NOT FIX
283	2	1	3	WW Bld D : At Bottom of Ampitheater. Past Utility Lid. At Handicap Seating.		\$28.00






No.	Max Ht. (1/8 of In.)	Min Ht. (1/8 of In.)	Length (Feet)	Description	Before Picture	Cost
284	3	0	12	WW Bld D : At Bottom of Ampitheater. Past Utility Lid. By Handicap Seating. At crack.		\$112.50
285	0	0	0	ATTN WW Bld D : At Bottom of Ampitheater. At Ramp. Holes need Patch		DO NOT FIX
286	2	0	4	WW Bld D : At Top of Ampitheater. At Ramp. At crack.		\$25.00
287	8	0	15.5	WW Bld D : At Ampitheater. At Top of Ramp. OG		\$387.50
288	4	0	21	WW Bld D : At top of Ampitheater. At Handicap seating.		\$262.50

No.	Max Ht. (1/8 of In.)	Min Ht. (1/8 of In.)	Length (Feet)	Description	Before Picture	Cost
289	4	0	7	WW Bld D : At top of Ampitheater. By Handicap seating.		\$87.50
290	3	0	9.5	WW Bld D : At top of Ampitheater. By Handicap seating. XCUT		\$89.00
291	3	0	6.5	WW Bld D : At top of Ampitheater. By Handicap seating. XCUT		\$61.00
292	2	0	6	WW Bld D : At top of Ampitheater. At Handicap seating. XCUT		\$37.50
293	3	0	5.5	WW Bld D : By Brick. By Bulletin Board. XCUT		\$51.50




No.	Max Ht. (1/8 of In.)	Min Ht. (1/8 of In.)	Length (Feet)	Description	Before Picture	Cost
294	3	0	10.5	WW Bld D : By Brick. By Bulletin Board. XCUT		\$98.50
295	13	1	23	WW Bld D : At Brick. By Bulletin Board. LCUT w273		\$1,006.50
296	7	0	5	WW Bld D : At Brick. At Bulletin Board. LCUT		\$109.50
297	0	0	0	ATTN WW Bld D : At Brick. At Bulletin Board. Metal Rods exposed		DO NOT FIX
298	10	1	20.5	WW Bld D : At Brick. By Bulletin Board. LCUT		\$704.50






No.	Max Ht. (1/8 of In.)	Min Ht. (1/8 of In.)	Length (Feet)	Description	Before Picture	Cost
299	4	1	4	WW Bld D : By Brick. By Bulletin Board. LCUT		\$62.50
300	3	0	11.5	WW Bld D : By Brick. By Bulletin Board. By Multi Use Room.		\$108.00
301	3	0	7	WW Bld D : By Brick. By Bulletin Board. By Multi Use Room.		\$65.50
302	5	0	5.5	WW Bld D : By Brick. By Bulletin Board. By Office Bld. OG LCUT w86		\$86.00
303	3	0	10.5	WW Bld D : By Office Bld. At Planter Box. XCUT		\$98.50






No.	Max Ht. (1/8 of In.)	Min Ht. (1/8 of In.)	Length (Feet)	Description	Before Picture	Cost
304	8	0	27.5	WW Bld D : By Office Bld. At Planter Box. XCUT		\$687.50
305	3	0	3	WW Bld D : By Office Bld. At Planter Box. At crack. LCUT		\$28.00
306	0	0	0	ATTN WW Bld D : By Office Bld. By Planter Box. Gap needs to be filled		DO NOT FIX
307	8	0	38	WW Bld D : By Brick. By Utility Lid. OG		\$950.00
308	7	2	12	WW Bld D : At Brick. By Utility Lid. LCUT w298		\$337.50






No.	Max Ht. (1/8 of In.)	Min Ht. (1/8 of In.)	Length (Feet)	Description	Before Picture	Cost
309	0	0	0	ATTN WW Bld D : At Brick. At Utility Lid. Lid is lifted		DO NOT FIX
310	0	0	0	ATTN WW Bld D : At Brick. At Utility Lid. Hole needs Patch		DO NOT FIX
311	11	4	28	WW Bld D : At Brick. At Utility Lid. LCUT OG		\$1,312.50
312	7	5	6.5	WW Bld D : At Brick. Past Utility Lid. LCUT		\$244.00
313	4	0	16	WW Bld D : Across Brick. Across Utility Lid. At Tables. XCUT		\$200.00













No.	Max Ht. (1/8 of In.)	Min Ht. (1/8 of In.)	Length (Feet)	Description	Before Picture	Cost
314	5	0	29	WW Bld D : Across Brick. At Tables. XCUT LCUT		\$453.00
315	2	0	4	WW Bld C : Across Brick. By Tables. At Corridor. LCUT		\$25.00
316	4	1	20	WW Bld C : By Gate. By Brick. Before Bld D. LCUT w270		\$312.50
317	0	0	0	ATTN WW Bld C : By Gate. By Brick. Before Bld D. Hole needs Patch		DO NOT FIX
318	7	2	4	WW Bld C : At Gate. By Brick. Before Bld D. LCUT		\$112.50






No.	Max Ht. (1/8 of In.)	Min Ht. (1/8 of In.)	Length (Feet)	Description	Before Picture	Cost
319	9	0	13.5	WW Bld C : At Gate. By Brick. Before Bld D. Parallel Cut. LCUT XCUT		\$379.50
320	8	0	9.5	WW Bld C : Past Gate. By Brick. Before Bld D. Parallel Cut. XCUT		\$237.50
321	6	0	21	WW Bld C : Past Gate. By Brick. By Bld D. Parallel Cut. XCUT		\$394.00
322	4	0	3	WW Bld C : By Gate. By Brick. Before Bld D. XCUT LCUT		\$37.50
323	3	0	7	WW Bld C : By Gate. By Brick. Before Bld D. LCUT XCUT		\$65.50






No.	Max Ht. (1/8 of In.)	Min Ht. (1/8 of In.)	Length (Feet)	Description	Before Picture	Cost
324	10	3	3.5	WW Bld C : Past Gate. By Brick. Before Bld D. At crack.		\$142.00
325	2	0	14	WW Bld C : Past Gate. By Door to Bld. Parallel Cut. XCUT LCUT w314		\$87.50
326	2	0	11	WW Bld C : Past Gate. By Door to Bld. Parallel Cut. XCUT		\$69.00
327	3	0	11	WW Bld C : Past Gate. By Door to Bld. Parallel Cut.		\$103.00
328	4	2	1	WW Bld C : Past Door to Bld. Parallel Cut. By WW.		\$19.00

No.	Max Ht. (1/8 of In.)	Min Ht. (1/8 of In.)	Length (Feet)	Description	Before Picture	Cost
329	3	0	6	WW Bld C : Past Door to Bld. By Newsboard.		\$56.50
330	2	0	4	WW Bld C : Past Door to Bld. Past Newsboard. Before Bld B		\$25.00
331	2	0	6	WW Bld C : Past Door to Bld. Past Newsboard. Before Bld B.		\$37.50
332	5	0	4	WW Bld C : Past Door to Bld. Before Bld B. By Electric Lid. LCUT		\$62.50
333	4	0	7.5	WW Bld C : Past Door to Bld. Before Bld B. By Electric Lid. LCUT		\$94.00






No.	Max Ht. (1/8 of In.)	Min Ht. (1/8 of In.)	Length (Feet)	Description	Before Picture	Cost
334	2	0	4.5	WW Bld C : Past Door to Bld. Before Bld B. By Electric Lid.		\$28.00
335	2	0	3	WW Bld C : Past Door to Bld. Before Bld B. By Electric Lid.		\$19.00
336	2	0	13.5	WW Bld C : Past Door to Bld. Before Bld B. Past Electric Lid. Parallel Cut		\$84.50
337	3	0	1.5	WW Bld B : Before Door to Bld. At Water Fountains. LCUT		\$14.00
338	4	1	3.5	WW Bld B : Before Door to Bld. At Water Fountains. LCUT		\$54.50






No.	Max Ht. (1/8 of In.)	Min Ht. (1/8 of In.)	Length (Feet)	Description	Before Picture	Cost
339	2	0	12	WW Bld B : Past Door to Bld. By Custodial Door.		\$75.00
340	5	0	10	WW Bld B : Past Door to Bld. By Boys Bathroom.		\$156.50
341	3	0	11	WW Bld Library : Past Door to Bld. By Tables. By Benches.		\$103.00
342	3	1	10	WW Bld Library : Past Door to Bld. Past Tables. At Benches.		\$125.00
343	0	0	0	ATTN WW Bld Library : Past Door to Bld. Past Tables. At Benches. Gap needs to be filled		DO NOT FIX






No.	Max Ht. (1/8 of In.)	Min Ht. (1/8 of In.)	Length (Feet)	Description	Before Picture	Cost
344	8	2	13.5	WW Bld Library : Past Door to Bld. By Tables. Past Benches. LCUT		\$422.00
345	3	1	3	WW Bld Library : Past Door to Bld. By Tables. Past Benches. At crack. LCUT		\$37.50
346	3	0	21.5	WW Bld Library : At Tables. By Planter Box. XCUT		\$201.50
347	2	0	2.5	WW Bld Library : At Tables. By Planter Box. XCUT		\$15.50
348	6	0	13	WW Bld Library : At Tables. By Planter Box. XCUT LCUT		\$244.00

No.	Max Ht. (1/8 of In.)	Min Ht. (1/8 of In.)	Length (Feet)	Description	Before Picture	Cost
349	3	0	1	WW Bld Library : At Tables. By Planter Box. By Benches. XCUT LCUT		\$9.50
350	5	0	9.5	WW Bld Library : At Tables. At Planter Box. By Benches. XCUT		\$148.50
351	3	1	2.5	WW Bld Library : By Tables. By Benches. At Utility Lid. LCUT		\$31.50
352	5	2	2.5	WW Bld Library : By Tables. By Benches. At Utility Lid. LCUT		\$54.50
353	3	1	2.5	WW Bld Library : By Tables. By Benches. At Utility Lid. LCUT		\$31.50













No.	Max Ht. (1/8 of In.)	Min Ht. (1/8 of In.)	Length (Feet)	Description	Before Picture	Cost
354	9	6	12.5	WW Bld Library : By Tables. By Benches. OG		\$586.00
355	2	1	4	WW Bld Library : At Tables. At Benches. By Door.		\$37.50
356	2	0	24	WW Bld Library : At Tables. At Benches. By Door.		\$150.00
357	2	1	11	WW Bld Library : By Door. By Fiscal Office Door.		\$103.00
358	3	0	5	WW Bld Library : Past Door. By Fiscal Office Door.		\$47.00






No.	Max Ht. (1/8 of In.)	Min Ht. (1/8 of In.)	Length (Feet)	Description	Before Picture	Cost
359	2	0	1	WW Bld Office : Before Door. By Ramp. OG		\$6.50
360	3	0	9	WW Bld Office : Before Door. By Ramp.		\$84.50
361	5	0	6	WW Bld Office : Before Door. By Ramp. By Electric Lid. LCUT		\$94.00
362	5	4	2.5	WW Bld Office : Before Door. By Ramp. By Electric Lid. LCUT		\$70.50
363	5	0	10	WW Bld Office : Before Door. By Ramp. By Electric Lid. LCUT		\$156.50

No.	Max Ht. (1/8 of In.)	Min Ht. (1/8 of In.)	Length (Feet)	Description	Before Picture	Cost
364	3	0	10	WW Bld Office : Before Door. At Ramp. By Electric Lid. LCUT		\$94.00
365	2	2	1	WW Bld Office : Before Door. At Ramp. By Electric Lid. LCUT		\$12.50
366	2	0	5	WW Bld Office : Before Door. At Ramp. By Electric Lid. LCUT		\$31.50
367	2	0	3	WW Bld Office : Before Door. At Ramp. By Brick.		\$19.00
368	3	0	1.5	WW Bld Office : Before Door. At Ramp. At Brick.		\$14.00

No.	Max Ht. (1/8 of In.)	Min Ht. (1/8 of In.)	Length (Feet)	Description	Before Picture	Cost
369	0	0	0	ATTN WW Bld Office Room 27 : Before Door. At WW. Hole needs Patch		DO NOT FIX
370	8	0	6	WW Bld Office Room 27 : Before Door. At WW. OG		\$150.00
371	10	0	6	WW Bld Office Room 27 : Before Door. At WW. OG		\$187.50
372	0	0	0	ATTN WW Bld Office Room 27 : Past Door. By Bld A. Holes need Patch		DO NOT FIX
373	4	1	12	WW Bld Office Room 27 : Past Door. Before Steps. Before Gate.		\$187.50

No.	Max Ht. (1/8 of In.)	Min Ht. (1/8 of In.)	Length (Feet)	Description	Before Picture	Cost
374	3	1	12	WW Bld Library Room Book : Before Door. Past Office Bld.		\$150.00
375	2	0	7.5	WW Bld Library Room Book : By Door. Past Office Bld. By Corridor.		\$47.00
376	3	1	5.5	WW Bld Library Room Book : At Door. Past Office Bld. By Corridor.		\$69.00
377	6	3	12	WW Bld Library Room Book : Past Door. At Corridor.		\$337.50
378	2	0	12	WW Bld Library Room Book : At Corridor. WW to Bld A. At Bench.		\$75.00

No.	Max Ht. (1/8 of In.)	Min Ht. (1/8 of In.)	Length (Feet)	Description	Before Picture	Cost
379	3	0	1	WW Bld Library Room Book : At Corridor. WW to Bld A. At Asphalt.		\$9.50
380	2	1	8	WW Bld A : At WW to Bld J. By AC Unit.		\$75.00
381	4	0	2.5	WW Bld B : Across Stairs. At Door to Bld. ASPCUT		\$31.50
382	2	0	2	WW Bld B : Across Stairs. At Door to Bld. ASPCUT XCUT	 	\$12.50
383	4	0	4.5	WW Bld B : Across Stairs. At Door to Bld. At Asphalt. XCUT		\$56.50

No.	Max Ht. (1/8 of In.)	Min Ht. (1/8 of In.)	Length (Feet)	Description	Before Picture	Cost
384	2	0	2.5	WW Bld B : Across Stairs. At Door to Bld. ASPCUT XCUT		\$15.50
385	3	0	1.5	WW Bld B : Across Stairs. At Door to Bld. At Asphalt. XCUT LCUT		\$14.00
386	3	1	3	WW Bld B : Across Stairs. At Door to Bld. At Asphalt. LCUT		\$37.50
387	4	1	12	WW Bld B : At Stairs. Across Door to Bld. ASPCUT		\$187.50
388	3	0	2.5	WW Bld C : Across Stairs. At Door to Bld. At Asphalt. LCUT		\$23.50

No.	Max Ht. (1/8 of In.)	Min Ht. (1/8 of In.)	Length (Feet)	Description	Before Picture	Cost
389	3	0	6	WW Bld C : Across Stairs. At Door to Bld. At Asphalt. LCUT		\$56.50
390	2	0	2.5	WW Bld C : Across Stairs. At Door to Bld. At Asphalt.		\$15.50
391	4	0	12.5	WW Bld C : At Stairs. Across Door to Bld. ASPCUT		\$156.50
392	2	1	2.5	WW Bld D : Across Stairs. At Door to Bld. ASPCUT LCUT		\$23.50
393	3	1	12	WW Bld D : Across Stairs. At Door to Bld. ASPCUT LCUT		\$150.00








No.	Max Ht. (1/8 of In.)	Min Ht. (1/8 of In.)	Length (Feet)	Description	Before Picture	Cost
394	3	0	7	WW Bld E : At Ramp . By Door to Bld. ASPCUT		\$65.50
395	0	0	0	ATTN WW Bld E : At Ramp. By Door to Bld. Asphalt needs to be filled		DO NOT FIX
396	7	0	6.5	WW Bld D : Before Stairs. By Fire Hydrant. At Storm Drain Lid. ASPCUT		\$142.00
397	11	4	12	WW Bld D : At Stairs. Past Fire Hydrant. Across Door to Bld. LCUT ASPCUT		\$562.50
398	8	1	4.5	WW Bld D : At Stairs. Past Fire Hydrant. Across Door to Bld. LCUT ASPCUT		\$126.50




No.	Max Ht. (1/8 of In.)	Min Ht. (1/8 of In.)	Length (Feet)	Description	Before Picture	Cost
399	12	4	5	WW Bld D : At Ramp. Before Bld M. LCUT ASCUT		\$250.00
400	6	0	7.5	WW Bld D : At Ramp. Before Bld M. LCUT XCUT ASCUT		\$140.50
401	5	0	1	WW Bld D : At Ramp. Before Bld M. At Asphalt. XCUT		\$15.50
402	3	0	2	WW Bld H Room H5 : Past Ramp. At Bench. At Door.		\$19.00
403	3	0	3	WW Bld H Room H5 : Past Door. By Bench. By Room H6.		\$28.00






No.	Max Ht. (1/8 of In.)	Min Ht. (1/8 of In.)	Length (Feet)	Description	Before Picture	Cost
404	0	0	0	ATTN WW Bld H Room H9 : By Door. At Bench. Cement is chipped		DO NOT FIX
405	2	0	3	WW Bld H Room H9 : Across Door. At Stairs.		\$19.00
406	3	0	5	WW Bld H Room H4 : By Door. At Gutter Drain. By Gate. XCUT		\$47.00
407	5	0	7.5	WW Bld H Room H4 : By Door. At Sewer Lid. By Gate. XCUT		\$117.00
408	3	0	4.5	WW Bld H Room H3 : Before Door. At Sewer Lid. By Gate.		\$42.00

No.	Max Ht. (1/8 of In.)	Min Ht. (1/8 of In.)	Length (Feet)	Description	Before Picture	Cost
409	0	0	0	ATTN WW Bld H Room H3 : Before Door. By Sewer Lid. By Gate. Hole needs Patch		DO NOT FIX
410	3	0	5.5	WW Bld H Room H3 : Before Door. By Utility Grate. By Gate.		\$51.50
411	2	0	2	WW Bld H Room H3 : Before Door. At Utility Grate. By Gate. LCUT		\$12.50
412	3	1	3.5	WW Bld H Room H3 : Before Door. At Utility Grate. By Gate. LCUT		\$44.00
413	3	1	3.5	WW Bld H Room H3 : Before Door. At Utility Grate. By Gate. LCUT		\$44.00

No.	Max Ht. (1/8 of In.)	Min Ht. (1/8 of In.)	Length (Feet)	Description	Before Picture	Cost
414	6	0	6	WW Bld H Room H2 : Before Door. Past Room H3. XCUT		\$112.50
415	2	0	1	WW Bld H Room H2 : Before Door. Past Room H3. XCUT LCUT		\$6.50
416	4	2	8	WW Bld H Room H2 : Before Door. Past Room H3. Parallel Cut. LCUT		\$150.00
417	2	1	0.5	WW Bld H Room H2 : Before Door. Past Room H3. LCUT		\$4.50
418	5	0	2.5	WW Bld H Room H2 : By Door. Past Room H3. LCUT XCUT		\$39.00

No.	Max Ht. (1/8 of In.)	Min Ht. (1/8 of In.)	Length (Feet)	Description	Before Picture	Cost
419	2	0	5	WW Bld H Room H2 : By Door. Past Room H3. XCUT		\$31.50
420	3	1	8	WW Bld H Room H1 : At Door. By Bld I.		\$100.00
421	2	1	4	CSW 1101 Alberta Way : At crack. By Utility Pole.		\$37.50
422	4	0	3	CSW 1101 Alberta Way : By Utility Pole.		\$37.50
423	4	0	1.5	CSW 1101 Alberta Way : At Utility Pole. Fire Lane. CURBCUT		\$19.00

No.	Max Ht. (1/8 of In.)	Min Ht. (1/8 of In.)	Length (Feet)	Description	Before Picture	Cost
424	0	0	0	ATTN CSW 1101 Alberta Way : At Utility Pole. Hole needs Patch JUMP		DO NOT FIX
425	4	1	17.5	CSW 1101 Alberta Way on Academy Rd : At School SW. By Speed Limit Sign.		\$273.50
426	3	1	4.5	CSW 1101 Alberta Way on Academy Rd : Past Speed Limit Sign. Across 5168 Academy Rd.		\$56.50
427	2	1	4.5	CSW 1101 Alberta Way on Academy Rd : Past Speed Limit Sign. Across 5164 Academy Rd.		\$42.00
428	3	0	2.5	CSW 1101 Alberta Way on Academy Rd : Across 5146 Academy Rd. XCUT		\$23.50

No.	Max Ht. (1/8 of In.)	Min Ht. (1/8 of In.)	Length (Feet)	Description	Before Picture	Cost
429	2	0	2	CSW 1101 Alberta Way on Academy Rd : Across 5146 Academy Rd. XCUT		\$12.50
430	2	1	4.5	CSW 1101 Alberta Way on Academy Rd : Across 5134 Academy Rd. At DW Apron.		\$42.00
431	8	7	4.5	CSW 1101 Alberta Way on Academy Rd : Across 5128 Academy Rd. Past DW Apron.		\$211.00
432	0	0	0	ATTN CSW 1101 Alberta Way on Academy Rd : Across 5128 Academy Rd. Hole needs Patch		DO NOT FIX
433	2	1	4.5	CSW 1101 Alberta Way on Academy Rd : Across 5116 Academy Rd. By Water Lid.		\$42.00



No.	Max Ht. (1/8 of In.)	Min Ht. (1/8 of In.)	Length (Feet)	Description	Before Picture	Cost
434	2	0	4	CSW 1101 Alberta Way on Academy Rd : Across 5110 Academy Rd. Past Water Lid.		\$25.00
435	3	1	4.5	CSW 1101 Alberta Way on Academy Rd : Across 5098 Academy Rd. Before Gate.		\$56.50
436	0	0	0	ATTN CSW 1101 Alberta Way on Academy Rd : Across 5092 Academy Rd. Holes need Patch		DO NOT FIX
437	0	0	0	ATTN CSW 1101 Alberta Way on Academy Rd : Across 5092 Academy Rd. Cement is chipped		DO NOT FIX
438	6	5	4	CSW 1101 Alberta Way on Academy Rd : Before 2 Hour Parking Sign. LCUT		\$137.50

No.	Max Ht. (1/8 of In.)	Min Ht. (1/8 of In.)	Length (Feet)	Description	Before Picture	Cost
439	6	0	5	CSW 1101 Alberta Way on Academy Rd : Before 2 Hour Parking Sign. ATCURB LCUT		\$94.00
440	4	1	4	CSW 1101 Alberta Way on Academy Rd : Before 2 Hour Parking Sign. Before Ramp.		\$62.50
441	0	0	0	ATTN CSW 1101 Alberta Way on Academy Rd : Before 2 Hour Parking Sign. Cement is chipped		DO NOT FIX
442	4	1	4	CSW 1101 Alberta Way on Academy Rd : By 2 Hour Parking Sign. At Ramp.		\$62.50
443	2	1	22.5	ADDON DW 1101 Alberta Way on Academy Rd : At Gate. ASPCUT		\$211.00

No.	Max Ht. (1/8 of In.)	Min Ht. (1/8 of In.)	Length (Feet)	Description	Before Picture	Cost
444	10	4	5.5	ADDON SW 1101 Alberta Way : At Parking Lot. At Parking Spot 185. ASPCUT		\$240.50
445	2	1	6	ADDON SW 1101 Alberta Way : At Parking Lot. By Parking Spot 185. Before Cross Walk.		\$56.50
446	3	1	6	ADDON SW 1101 Alberta Way : At Parking Lot. By Parking Spot 185. By Cross Walk.		\$75.00
447	19	6	9	ADDON SW 1101 Alberta Way : At Parking Lot. By Parking Spot 169. ASPCUT		\$703.00
448	2	1	4	ADDON SW 1101 Alberta Way : Past Parking Lot. At CSW.		\$37.50