



Terms and Conditions of Engagement and Authorization to Commence Work

The undersigned (the "Customer") hereby engages Precision Concrete Cutting ("PCC") and agrees to the terms and conditions set forth below. PCC removes only those trip hazards specifically requested by customers, and therefore makes no guarantee or representation that the property is free of trip hazards after the contract is completed. In addition, PCC only performs certain trip hazard repairs. Among other things, PCC does not remove and replace sidewalk slabs (R&Rs) and does not repair certain ATTNs (e.g. utility boxes). Furthermore, to preserve clients' budget, PCC typically does not perform any repair at and around any sidewalk slabs that require to be replaced. Also, it is recognized that after completion of the contract, trip hazards may and frequently do continue to move naturally over time due to roots, water, freezing, pipes, and other natural or man-made causes. PCC is not responsible for movement or changes in the sidewalks and is not liable for any related claims, losses, damages, or liabilities thereto pertaining.

It is the customers' responsibility to provide proper access and PCC assumes no liability for trip hazards that cannot be identified or repaired due to parked vehicles or other obstacles preventing safe and practical access. In this case, PCC will return one extra time to complete the repairs and will charge a fee of up to \$250 per mobilization. Similarly, if repair work cannot be performed on the agreed upon working dates or needs to be rescheduled less than 3 business days before any agreed upon working date, PCC will charge a rescheduling fee of up to 10% of the contract value.

Pricing is valid for 90-days and is based on the volume of work represented in the proposal. If the sidewalk assessment is more than 12-month-old at the time of signature of the contract, there will be a 10% price increase allowance to provision for possible increases of trip hazard measurements. Should you decide to reduce the volume of work by more than 20%, a unit price increase of 10% may apply. Payment terms of invoices are 15 days unless otherwise stated. Contracts greater than \$25,000 are invoiced monthly.

By signing below, I attest that I have read the above statements, understand them completely, and agree. I confirm that I am duly authorized to sign this agreement on behalf of the Customer. By my signature, PCC is approved to complete the work detailed in this proposal in accordance with PCC's schedule and pricing below and attached. Also, Payment of PCC's invoice(s) will confirm that I have inspected PCC's work and that it was performed to my satisfaction.

Date: _____ P.O.#: _____

Signature Authorized Agent: _____

Print Name & Title: _____

Is it OK to perform work on Saturdays? Yes ____ / No ____

Is work on Saturdays required to ensure safety and avoid disruption? Yes ____ / No ____

REF #:	2023.11.8.C.HJ	Precision Concrete Cutting
DATE:		CSLB #1032474
CUSTOMER:	Ygnacio Valley HS - Mount Diablo Unified School District	
C/O:	Mount Diablo Unified Schc	Headquarters: 417 Harrison Street
CONTACT:	Melanie Koslow	Oakland, CA 94607
ADDRESS:	1936 Carlotta Drive	SF Peninsula: 335 Beach Road
CITY / ZIP:	Concord, Ca 94519	Burlingame, CA 94010
PHONE:	(925) 596-0446	Sacramento: 1425 N Market Blvd #9
PROPERTY LOCATION:	755 Oak Grove Road, Concord, Ca 94518	Sacramento, CA 95834
TOTAL COST:	\$48,146.80	Heather Jimison
DISCOUNT:	TIPS CONTRACT PRICING	hjimison@PCCnorcal.com
		Cell - 916-607-0447

This document is intended only for the use of the individual or entity to which it is addressed. The contents are proprietary and confidential and contains information that is both privileged and confidential under applicable California law. If you have received or are in possession of this document, you are hereby notified that any dissemination, use, distribution, or copying of this information is strictly prohibited. Any violation will be strictly enforced and litigated under the laws of the State of California.






REF #	2023.11.8.C.HJ	Precision Concrete Cutting
CUSTOMER:	Ygnacio Valley HS - Mount Diablo Unified School District	CSLB #1032474
C/O:	Mount Diablo Unified School District	
CONTACT:	Melanie Koslow	Heather Jimison
ADDRESS:	1936 Carlotta Drive	hjimison@PCCnorcal.com
CITY / ZIP:	Concord, Ca 94519	916-607-0447 - Cell
PHONE:	(925) 596-0446	650-240-3866 - Fax
PROPERTY LOCATION:	755 Oak Grove Road, Concord, Ca 94518	


SIDEWALK REPAIR DETAILED REPORT






Total Cost
\$48,146.80






LEGEND: WW=Walkway SW=Sidewalk CSW=City Sidewalks DW=Driveway GB=Gutter Bed R&R=Remove and Replace (not repaired)
ATTN=Attention (not repaired) GAP-M=Gap 1/2"-1" wide GAP-L=Gap 1"-2" wide OG=Old Grind OC=Old Cut PATCH=Asphalt or Concrete





This document is intended only for the use of the individual or entity to which it is addressed. The contents are proprietary and contain information that is both privileged and confidential under applicable California law. If you have received or are in possession of this document, you are hereby notified that any dissemination, use, distribution, or copying of this information is strictly prohibited. Any violation will be strictly enforced and litigated under the laws of the State of California.

No.	Max Ht. (1/8 of In.)	Min Ht. (1/8 of In.)	Length (Feet)	Description	Before Picture	Cost
1	3	0	3	SW 755 Oak Grove Road : Past truncated dome. By utility lid.		\$36.40
2	4	1	1.5	SW 755 Oak Grove Road : Past truncated dome. At utility lid. LCUT.		\$30.55
3	4	2	1	SW 755 Oak Grove Road : Past truncated dome. At utility lid. LCUT. Parallel Cut.		\$24.70






No.	Max Ht. (1/8 of In.)	Min Ht. (1/8 of In.)	Length (Feet)	Description	Before Picture	Cost
4	4	2	1.5	SW 755 Oak Grove Road : Past truncated dome. At utility lid. LCUT.		\$36.40
5	2	0	0.5	SW 755 Oak Grove Road : Past truncated dome. At utility lid. LCUT. Parallel Cut.		\$3.90
6	4	0	9	SW 755 Oak Grove Road : Past truncated dome. At utility lid. ATCURB.		\$146.25
7	2	0	5.5	SW 755 Oak Grove Road : Past fire hydrant. Before light pole. At crack.		\$44.85
8	3	1	6	SW 755 Oak Grove Road : By fire hydrant. Before light pole.		\$97.50

No.	Max Ht. (1/8 of In.)	Min Ht. (1/8 of In.)	Length (Feet)	Description	Before Picture	Cost
9	4	0	3.5	SW 755 Oak Grove Road : Past truncated dome. Before light pole. At crack.		\$57.20
10	7	2	5	SW 755 Oak Grove Road : Past truncated dome. Before light pole. At crack.		\$182.65
11	6	0	13.5	SW 755 Oak Grove Road : Past truncated dome. Before light pole. CURBCUT.		\$328.90
12	4	3	3.5	SW 755 Oak Grove Road : Past truncated dome. Before light pole. At crack.		\$99.45
13	8	1	5.5	SW 755 Oak Grove Road : Past truncated dome. Before light pole.		\$200.85

No.	Max Ht. (1/8 of In.)	Min Ht. (1/8 of In.)	Length (Feet)	Description	Before Picture	Cost
14	8	0	8	SW 755 Oak Grove Road : Past truncated dome. Before light pole. ATCURB. XCUT.		\$260.00
15	4	0	14.5	SW 755 Oak Grove Road : Past truncated dome. Across light pole. CURBCUT. XCUT.		\$235.95
16	6	0	6.5	SW 755 Oak Grove Road : Past truncated dome. Before light pole. ATCURB. XCUT.		\$158.60
17	5	0	5.5	SW 755 Oak Grove Road : Past fire hydrant. Across orange light pole. At crack.		\$111.80
18	4	0	11	SW 755 Oak Grove Road : Past orange light pole. ATCURB.		\$178.75






No.	Max Ht. (1/8 of In.)	Min Ht. (1/8 of In.)	Length (Feet)	Description	Before Picture	Cost
19	3	1	5.5	SW 755 Oak Grove Road : Past orange light pole. Across wired gate.		\$89.70
20	7	0	9	SW 755 Oak Grove Road : Past orange light pole. Across wired gate.		\$256.10
21	2	0	5	SW 755 Oak Grove Road : Past orange light pole. Across wired gate.		\$40.95
22	10	0	19.5	SW 755 Oak Grove Road : Past orange light pole. Across wired gate. ATCURB.		\$792.35
23	3	0	5.5	SW 755 Oak Grove Road : Past orange light pole. Across wired gate.		\$66.95






No.	Max Ht. (1/8 of In.)	Min Ht. (1/8 of In.)	Length (Feet)	Description	Before Picture	Cost
24	10	0	15	SW 755 Oak Grove Road : Past orange light pole. Across wired gate.		\$609.70
25	5	0	5.5	SW 755 Oak Grove Road : Past orange light pole. Across wooden light pole.		\$111.80
26	4	0	2.5	SW 755 Oak Grove Road : Past across wooden light pole. Across yellow building.		\$40.95
27	2	0	2	SW 755 Oak Grove Road : Past across wooden light pole. Across yellow building.		\$16.25
28	3	1	5.5	SW 755 Oak Grove Road : Past yellow building. Before across light pole.		\$89.70





No.	Max Ht. (1/8 of In.)	Min Ht. (1/8 of In.)	Length (Feet)	Description	Before Picture	Cost
29	2	0	2.5	SW 755 Oak Grove Road : Past yellow building. Across light pole.		\$20.15
30	5	0	18.5	SW 755 Oak Grove Road : Past yellow building. Across light pole. ATCURB.		\$375.70
31	4	0	28.5	SW 755 Oak Grove Road : Past yellow building. Across 2nd light pole after yellow building. ATCURB.		\$463.45
32	2	0	5.5	SW 755 Oak Grove Road : Past yellow building. Across 2nd light pole after yellow building.		\$44.85
33	3	0	4	SW 755 Oak Grove Road : Past yellow building. Across 2nd light pole after yellow building.		\$48.75





No.	Max Ht. (1/8 of In.)	Min Ht. (1/8 of In.)	Length (Feet)	Description	Before Picture	Cost
34	2	0	3.5	SW 755 Oak Grove Road : Past second light pole. Before 3rd light pole. XCUT.		\$28.60
35	2	0	1.5	SW 755 Oak Grove Road : Past second light pole. Before 3rd light pole. XCUT.		\$12.35
36	3	1	5.5	SW 755 Oak Grove Road : Across 3rd light pole.		\$89.70
37	3	0	5	SW 755 Oak Grove Road : Across 3rd light pole. Before slow 15 miles sign.		\$61.10
38	4	0	55	? SW 755 Oak Grove Road : Across 3rd light pole. Before slow 15 miles sign. ATCURB.		\$893.75






No.	Max Ht. (1/8 of In.)	Min Ht. (1/8 of In.)	Length (Feet)	Description	Before Picture	Cost
39	2	0	2	SW 755 Oak Grove Road : Across 3rd light pole. Before slow 15 miles sign. XCUT.		\$16.25
40	3	0	3.5	SW 755 Oak Grove Road : Across 3rd light pole. Before slow 15 miles sign. XCUT.		\$42.90
41	2	0	4	SW 755 Oak Grove Road : Across slow 15 miles sign. Before lot entrance.		\$32.50
42	2	0	3.5	SW 755 Oak Grove Road : Across slow 15 miles sign. Before lot entrance.		\$28.60
43	0	0	0	RR SW 755 Oak Grove Road : Across slow 15 miles sign. Before lot entrance. Curb damaged.		DO NOT FIX






No.	Max Ht. (1/8 of In.)	Min Ht. (1/8 of In.)	Length (Feet)	Description	Before Picture	Cost
44	3	0	4	SW 755 Oak Grove Road : By sewer drain. Before lot entrance. XCUT.		\$48.75
45	3	0	1.5	SW 755 Oak Grove Road : By sewer drain. Before lot entrance. XCUT.		\$18.20
46	2	1	5.5	SW 755 Oak Grove Road : Past sewer drain. Before yellow gate.		\$66.95
47	4	1	5.5	SW 755 Oak Grove Road : Past sewer drain. Before yellow gate.		\$111.80
48	5	0	9	SW 755 Oak Grove Road : Past sewer drain. By yellow gate. ATCURB.		\$182.65






No.	Max Ht. (1/8 of In.)	Min Ht. (1/8 of In.)	Length (Feet)	Description	Before Picture	Cost
49	3	1	5.5	SW 755 Oak Grove Road : Past sewer drain. By yellow gate.		\$89.70
50	5	0	24	SW 755 Oak Grove Road : Past yellow gate. Before wrong way sign. ATCURB.		\$487.50
51	5	5	0.5	SW By parking lot : Past wrong way sign. Across crate. CURBCUT.		\$20.15
52	2	1	5.5	SW By parking lot : Past wrong way sign. Across crate.		\$66.95
53	4	0	9.5	SW By parking lot : Past wrong way sign. Across crate. ATCURB.		\$154.70






No.	Max Ht. (1/8 of In.)	Min Ht. (1/8 of In.)	Length (Feet)	Description	Before Picture	Cost
54	3	2	5.5	SW By parking lot : Past wrong way sign. Across crate.		\$111.80
55	4	0	9.5	SW By parking lot : Past crate. Before mobile mini crate.		\$154.70
56	4	4	0.5	SW By parking lot : Past mobile mini crate. Before gated doors. CURBCUT.		\$16.25
57	5	0	37.5	SW By parking lot : Past mobile mini crate. Before gated doors. ATCURB.		\$761.80
58	0	0	0	? RR SW By parking lot : Past mobile mini crate. By gated doors. Corner slab unstable.		DO NOT FIX






No.	Max Ht. (1/8 of In.)	Min Ht. (1/8 of In.)	Length (Feet)	Description	Before Picture	Cost
59	2	0	6	SW By parking lot : Past gated doors. Before trash can.		\$48.75
60	2	0	3.5	SW By parking lot : Past trash can. Before yellow curb. XCUT.		\$28.60
61	3	0	2.5	SW By parking lot : Past trash can. Before yellow curb. XCUT.		\$30.55
62	0	0	0	RR SW By parking lot : Past yellow curb. Before tennis courts. Heavily cracked.		DO NOT FIX
63	4	1	3	SW By parking lot : Past yellow curb. Before tennis courts. CURBCUT.		\$61.10

No.	Max Ht. (1/8 of In.)	Min Ht. (1/8 of In.)	Length (Feet)	Description	Before Picture	Cost
64	3	1	2	SW By parking lot : Past yellow curb. Before tennis courts. LCUT. ASCUT.		\$32.50
65	3	0	8	SW By parking lot : Past yellow curb. Before tennis courts. LCUT. ASCUT. XCUT.		\$97.50
66	3	0	5	SW By parking lot : Past yellow curb. Before tennis courts. XCUT.		\$61.10
67	4	0	8	SW By tennis courts : Past keep gate closed sign. By tennis court. ASPCUT.		\$130.00
68	2	0	1.5	SW By tennis courts : Past keep gate closed sign. By tennis court.		\$12.35

No.	Max Ht. (1/8 of In.)	Min Ht. (1/8 of In.)	Length (Feet)	Description	Before Picture	Cost
69	3	0	4.5	SW By tennis courts : Past keep gate closed sign. By tennis court.		\$54.60
70	5	0	25.5	SW By tennis courts : Past tennis court entrance. Across yellow poles. ATCURB.		\$518.05
71	3	0	3	SW By tennis courts : Past tennis court entrance. Across yellow poles.		\$36.40
72	3	0	4	SW By tennis courts : Past tennis court entrance. Across yellow poles. By trash can.		\$48.75
73	2	1	5.5	SW By tennis courts : Past trash can. Before yellow speed bump.		\$66.95

No.	Max Ht. (1/8 of In.)	Min Ht. (1/8 of In.)	Length (Feet)	Description	Before Picture	Cost
74	3	1	5.5	SW By tennis courts : Past trash can. By yellow speed bump.		\$89.70
75	4	0	2	SW By tennis courts : Past tennis court gated door. By blue pole. Parallel Cut.		\$32.50
76	3	0	1	SW By tennis courts : Past tennis court gated door. By blue pole.		\$12.35
77	2	0	7	SW By tennis courts : Past tennis court gated door. By blue pole.		\$57.20
78	2	0	9	SW By cafeteria dumpsters : Past blue pole. By black gated door. ASPCUT.		\$73.45

No.	Max Ht. (1/8 of In.)	Min Ht. (1/8 of In.)	Length (Feet)	Description	Before Picture	Cost
79	3	0	10.5	SW By cafeteria dumpsters : Past blue pole. By black gated door. ASPCUT.		\$128.05
80	3	0	6.5	SW By staff dining : Past black gated door. Before staff dining room.		\$79.30
81	9	0	8	? SW By staff dining : Past black gated door. By staff dining room.		\$292.50
82	4	0	3.5	SW By staff dining : Past staff dining room. Before benches		\$57.20
83	4	0	16	SW By staff dining : Past staff dining room. Before benches		\$260.00

No.	Max Ht. (1/8 of In.)	Min Ht. (1/8 of In.)	Length (Feet)	Description	Before Picture	Cost
84	2	0	20	SW By staff dining : Past staff dining room. By benches. Parallel Cut.		\$162.50
85	3	0	31	SW By staff dining : Past benches. Before truncated dome. Parallel Cut.		\$377.65
86	3	0	6	SW By student drop-off : Past benches. By truncated dome.		\$73.45
87	2	0	4	SW By student drop-off : Past truncated dome. Before bench.		\$32.50
88	2	0	8	SW By student drop-off : Past truncated dome. Before bench.		\$65.00




No.	Max Ht. (1/8 of In.)	Min Ht. (1/8 of In.)	Length (Feet)	Description	Before Picture	Cost
89	4	0	15.5	SW By student drop-off : Past truncated dome. Before bench. Parallel Cut.		\$252.20
90	2	0	7	SW By student drop-off : Past truncated dome. Before bench. Parallel Cut.		\$57.20
91	2	1	10	SW By student drop-off : Past truncated dome. Before bench.		\$122.20
92	4	0	7	WW By student drop-off : Past bench. Before 100 building. XCUT.		\$113.75
93	3	0	18	WW By student drop-off : Past bench. Before 100 building. XCUT.		\$219.70

No.	Max Ht. (1/8 of In.)	Min Ht. (1/8 of In.)	Length (Feet)	Description	Before Picture	Cost
94	3	0	22	WW By main office : Past flags. Across office.		\$268.45
95	5	1	5	WW By flag : Past 100 building. By blue tables. At metal utility lid. LCUT.		\$122.20
96	9	4	5	WW By flag : Past 100 building. By blue tables. At metal utility lid. LCUT.		\$263.90
97	8	2	5	WW By flag : Past 100 building. By blue tables. At metal utility lid. LCUT.		\$203.45
98	3	1	5	WW By flag : Past 100 building. By blue tables. At metal utility lid. LCUT.		\$81.25

No.	Max Ht. (1/8 of In.)	Min Ht. (1/8 of In.)	Length (Feet)	Description	Before Picture	Cost
99	4	0	27	WW By flag : Past blue tables. Before bike racks.		\$438.75
100	2	0	18	WW By flag : Past bike rack. By room 121.		\$146.25
101	2	0	27	WW By 100 building : Past room 101. Before center tree.		\$219.70
102	2	0	34	WW By 100 building : Past center tree. Before fire extinguisher sign. Parallel Cut.		\$276.25
103	3	0	8	WW By 100 building : By 100 building entrance. Across 200 building.		\$97.50

No.	Max Ht. (1/8 of In.)	Min Ht. (1/8 of In.)	Length (Feet)	Description	Before Picture	Cost
104	3	2	3	WW By 100 building : By 100 building entrance. Across 200 building. LCUT.		\$61.10
105	2	2	1	WW By 100 building : By 100 building entrance. Across 200 building. LCUT.		\$16.25
106	2	0	7	WW By 100 building : Past 100 building entrance. By ANT utility lid.		\$57.20
107	13	11	2	? WW By 100 building : Past ANT utility lid. By room 102.		\$195.00
108	0	0	0	ATTN WW By 100 building : Past ANT utility lid. By room 102. Lifted sewer drain.		DO NOT FIX

No.	Max Ht. (1/8 of In.)	Min Ht. (1/8 of In.)	Length (Feet)	Description	Before Picture	Cost
109	12	0	3	WW By 100 building : Past ANT utility lid. By room 102.		\$146.25
110	10	9	3	WW By 100 building : Past room 102. By room 104.		\$231.40
111	0	0	0	ATTN WW By 100 building : Past room 102. By room 104. Sewer drain lifted.		DO NOT FIX
112	2	0	1	WW By 100 building : Past room 110. By building 100 back entrance.		\$8.45
113	3	1	10	WW By 100 building : Past room 110. Before building 100 back entrance.		\$162.50

No.	Max Ht. (1/8 of In.)	Min Ht. (1/8 of In.)	Length (Feet)	Description	Before Picture	Cost
114	2	0	5.5	WW By 100 building : Past room 110. By building 100 back entrance.		\$44.85
115	3	0	1	WW By 100 building : Past room 110. By building 100 back entrance.		\$12.35
116	2	0	3	? WW By 100 building : Past room 110. By building 100 back entrance. At crack.		\$24.70
117	2	0	5	WW By 100 building : Past 110. Before blue shed.		\$40.95
118	2	0	5	WW By 100 building : Past blue shed. Across room 106.		\$40.95

No.	Max Ht. (1/8 of In.)	Min Ht. (1/8 of In.)	Length (Feet)	Description	Before Picture	Cost
119	3	0	0.5	WW By 100 building : Past blue shed. Across room 106. XCUT.		\$5.85
120	3	0	0.5	WW By 100 building : Past blue shed. Across room 106. XCUT.		\$5.85
121	3	0	1	WW By 100 building : Past blue shed. Across room 106. At crack.		\$12.35
122	6	0	1	WW By 100 building : Past blue shed. Across room 106. By sewer drain.		\$24.70
123	2	1	5	WW By 100 building : Past sewer. Before wooden trucks. At crack.		\$61.10

No.	Max Ht. (1/8 of In.)	Min Ht. (1/8 of In.)	Length (Feet)	Description	Before Picture	Cost
124	4	0	6.5	WW By 100 building : Past sewer. By wooden trunks. At crack.		\$105.95
125	5	0	2	WW By 100 building : Past wooden trucks. Before sewer drain. At crack.		\$40.95
126	3	0	5	WW By 100 building : Past sewer drain. Before AC unit. At crack. JUMP.		\$61.10
127	3	0	1.5	WW By 100 building : Across 110. By sewer drain. Before blue shed.		\$18.20
128	3	0	5	WW By 100 building : Past sewer drain. Across blue shed. At crack.		\$61.10

No.	Max Ht. (1/8 of In.)	Min Ht. (1/8 of In.)	Length (Feet)	Description	Before Picture	Cost
129	3	1	10	WW By 100 building : By shed. Across 110.		\$162.50
130	3	0	6.5	WW By 100 building : By shed. Across 110. At crack.		\$79.30
131	3	2	10	WW By 100 building : By shed. Across 110.		\$203.45
132	3	0	8.5	WW By 300 building : By blue shed. Before building 300.		\$103.35
133	4	1	10	WW By 300 building : Past blue shed. Before building 300.		\$203.45

No.	Max Ht. (1/8 of In.)	Min Ht. (1/8 of In.)	Length (Feet)	Description	Before Picture	Cost
134	2	1	10	WW By 300 building : Past blue shed. By building 300.		\$122.20
135	3	0	7	WW By 300 building : Past blue shed. By building 300.		\$85.15
136	2	1	10	WW By 300 building : Past building 300 entrance. Before building 500.		\$122.20
137	0	0	0	RR WW By 300 building : Past building 300 entrance. Before building 500. Heavily cracked.		DO NOT FIX
138	3	1	10	WW By 300 building : Past building 300 entrance. Before building 500.		\$162.50

No.	Max Ht. (1/8 of In.)	Min Ht. (1/8 of In.)	Length (Feet)	Description	Before Picture	Cost
139	3	0	4	WW By 500 building : Past building 300 entrance. Before building 500.		\$48.75
140	2	0	9	WW By 500 building : Past building 300. Before building 500 entrance.		\$73.45
141	3	0	13	WW By 500 building : Past building 300. By building 500 entrance.		\$158.60
142	4	0	6	WW By 500 building : Past building 300. By building 500 entrance. XCUT.		\$97.50
143	2	0	0.5	WW By 500 building : Past building 300. By building 500 entrance. XCUT.		\$3.90

No.	Max Ht. (1/8 of In.)	Min Ht. (1/8 of In.)	Length (Feet)	Description	Before Picture	Cost
144	2	0	1	WW By 500 building : Past building 500 entrance. Before bridge.		\$8.45
145	3	0	4	WW By 500 building : Past building 500 entrance. Before bridge.		\$48.75
146	6	0	5.5	WW By portable building : Past portable 703 . Before bridge.		\$133.90
147	2	0	1	WW By portable building : Past portable 703 . Before bridge. At crack.		\$8.45
148	2	0	1.5	WW By portable building : Past portable 703 . Before bridge. At crack.		\$12.35

No.	Max Ht. (1/8 of In.)	Min Ht. (1/8 of In.)	Length (Feet)	Description	Before Picture	Cost
149	2	0	2.5	WW By portable building : Past portable 703 . By bridge.		\$20.15
150	3	1	1.5	WW By portable building : Past portable 703. By bridge. At crack.		\$24.70
151	2	1	6.5	WW By portable building : Past portable 703. By bridge.		\$79.30
152	13	1	19.5	WW By portable building : Past portable 703. By bridge. ASPCUT.		\$1,108.90
153	5	1	16	WW By portable building : Between portable 702 and 703.		\$390.00




No.	Max Ht. (1/8 of In.)	Min Ht. (1/8 of In.)	Length (Feet)	Description	Before Picture	Cost
154	3	0	7	WW By portable building : Between portable 702 and 703.		\$85.15
155	6	1	10.5	WW By portable building : Past room 701. By room I.C.7. ASPCUT.		\$298.35
156	3	0	1	WW By portable building : Past portables. Across baseball field. By blue door.		\$12.35
157	3	0	1.5	WW By portable building : Past portables. Across baseball field. By blue door.		\$18.20
158	6	0	5.5	WW By I.C building : By room I.C.5. Before landscaping room. ASPCUT.		\$133.90

No.	Max Ht. (1/8 of In.)	Min Ht. (1/8 of In.)	Length (Feet)	Description	Before Picture	Cost
159	4	1	8	WW By I.C building : By room I.C.5. Across landscaping room. ASPCUT.		\$162.50
160	3	0	2.5	WW By 800 building : Past room 801. Across FDC sign. By sewer drain. XCUT.		\$30.55
161	4	0	2.5	WW By 800 building : Past room 801. Across FDC sign. By sewer drain. XCUT. ASPCUT.		\$40.95
162	2	1	1.5	WW By 800 building : Past room 801. Across FDC sign. By sewer drain.		\$18.20
163	0	0	0	ATTN WW By 800 building : Past room 801. Across FDC sign. At sewer drain. Lifted sewer drain.		DO NOT FIX

No.	Max Ht. (1/8 of In.)	Min Ht. (1/8 of In.)	Length (Feet)	Description	Before Picture	Cost
164	2	0	9	WW By 800 building : Past room 801. At foundry utility lid. ASPCUT.		\$73.45
165	2	0	2	WW By 600 building : Across 600 building entrance. By FDC sign. ASPCUT.		\$16.25
166	2	0	2	WW By 600 building : Across 600 building entrance. By FDC sign. ASPCUT. LCUT.		\$16.25
167	3	0	3	WW By 600 building : Across 600 building entrance. By FDC sign. ASPCUT. LCUT.		\$36.40
168	3	0	2	WW By 600 building : Across 600 building entrance. By FDC sign. ASPCUT.		\$24.70

No.	Max Ht. (1/8 of In.)	Min Ht. (1/8 of In.)	Length (Feet)	Description	Before Picture	Cost
169	2	0	2.5	WW By 600 building : Across 600 building entrance. By FDC sign. XCUT.		\$20.15
170	2	0	11	WW By 600 building : Across 600 building entrance. By FDC sign. XCUT. ASPCUT.		\$89.70
171	2	0	2	WW By 600 building : Across 600 building entrance. By FDC sign. LCUT. ASPCUT.		\$16.25
172	5	1	12	? WW By 600 building : Across 600 building entrance. By FDC sign. LCUT. ASPCUT.		\$292.50
173	6	5	8	? WW By GYM building : Across portibles. At elevators.		\$357.50


No.	Max Ht. (1/8 of In.)	Min Ht. (1/8 of In.)	Length (Feet)	Description	Before Picture	Cost
174	0	0	0	ATTN WW By GYM building : Across portibles. At elevators. Lifted ramp.		DO NOT FIX
175	7	1	4	? WW By GYM building : Across portibles. At elevators. Lifted ramp.		\$130.00
176	3	0	5	WW By GYM building : Past elevators. By boys locker room.		\$61.10
177	2	0	2.5	WW By GYM building : Past elevators. By boys locker room.		\$20.15
178	3	1	10	WW By GYM building : Past yellow fire hydrant. By boys locker. Across track. ASPCUT.		\$162.50

No.	Max Ht. (1/8 of In.)	Min Ht. (1/8 of In.)	Length (Feet)	Description	Before Picture	Cost
179	2	0	2.5	WW By GYM building : Past yellow fire hydrant. At storage room		\$20.15
180	4	1	4	WW By GYM building : Past yellow fire hydrant. At storage room. ASCUT.		\$81.25
181	5	0	1	WW By GYM building : Past yellow fire hydrant. At storage room.		\$20.15
182	3	1	7	WW By GYM building : At boiler room. Across track. ASCUT. LCUT.		\$113.75
183	5	0	2.5	WW By GYM building : At boiler room. Across track. ASCUT. LCUT.		\$50.70






No.	Max Ht. (1/8 of In.)	Min Ht. (1/8 of In.)	Length (Feet)	Description	Before Picture	Cost
184	3	0	5.5	WW By GYM building : Past boiler room. Before room S-3. Across track. ASPCUT.		\$66.95
185	3	0	38.5	WW By GYM building : Past boiler room. By room S-3. Across track. ASPCUT.		\$469.30
186	2	0	3	WW By S building : Past room S-3. Before room S-4.		\$24.70
187	3	0	2	WW By S building : Past room S-3. Before room S-4. Parallel Cut.		\$24.70
188	4	0	39	WW By S building : Past room S-3. Before room S-4. Parallel Cut. ASPCUT.		\$633.75

No.	Max Ht. (1/8 of In.)	Min Ht. (1/8 of In.)	Length (Feet)	Description	Before Picture	Cost
189	4	0	12	WW By S building : Past room S-4. Before room S-6. Parallel Cut. ASCUT.		\$195.00
190	3	0	29	WW By S building : Past room S-4. By room S-6. Parallel Cut. ASCUT. LCUT.		\$353.60
191	7	4	6	WW By S building : Past room S-4. By room S-6. ASCUT. LCUT.		\$268.45
192	3	2	8	WW By S building : Past room S-4. By room S-6. ASCUT.		\$162.50
193	2	0	2	WW By S building : Past room S-6. By yellow pole. At signal utility lid. ASCUT.		\$16.25






No.	Max Ht. (1/8 of In.)	Min Ht. (1/8 of In.)	Length (Feet)	Description	Before Picture	Cost
194	5	0	2	WW By tennis court : Past yellow pole. By heater room.		\$40.95
195	6	2	4.5	WW By track court : At track entrance. By bleachers. LCUT. ASPCUT.		\$146.25
196	5	0	2.5	? WW By track court : At track entrance. By bleachers. LCUT. ASPCUT.		\$50.70
197	3	1	4.5	? WW By track court : At track entrance. By bleachers. LCUT. ASPCUT.		\$73.45
198	4	2	5.5	WW By track : Past bleachers. Before soccer goals.		\$133.90

No.	Max Ht. (1/8 of In.)	Min Ht. (1/8 of In.)	Length (Feet)	Description	Before Picture	Cost
199	3	1	5	WW By track : Past bleachers. Before soccer goals.		\$81.25
200	2	1	5	WW By track : Past bleachers. Before soccer goals. By gate entrance.		\$61.10
201	6	0	6	WW By track : Past bleachers. Before soccer goals. Parallel Cut. JUMP.		\$146.25
202	2	0	1.5	WW By office building : Past 300 building. By treasure office. Parallel Cut.		\$12.35
203	6	1	1.5	WW By library : Past 300 building. Before library. At mechanical room. LCUT.		\$42.90






No.	Max Ht. (1/8 of In.)	Min Ht. (1/8 of In.)	Length (Feet)	Description	Before Picture	Cost
204	7	0	3.5	WW By library : Past 300 building. Before library. At mechanical room. LCUT.		\$99.45
205	2	0	11.5	WW By library : Past 300 building. Before library.		\$93.60
206	3	0	15.5	WW By library : Past library. Before custodian room. LCUT.		\$189.15
207	2	0	4.5	WW By library : Past library. Before custodian room. LCUT.		\$36.40
208	4	0	2	WW By I.C building : Past library. By I.C.7.		\$32.50

No.	Max Ht. (1/8 of In.)	Min Ht. (1/8 of In.)	Length (Feet)	Description	Before Picture	Cost
209	4	0	5.5	WW By library building : Past library. Across I.C.3.		\$89.70
210	5	0	5	WW By I.C building : Past staff restroom. Across I.C.3.		\$101.40
211	4	1	5.5	WW By I.C building : Past staff restroom. Across I.C.3.		\$111.80
212	2	0	3	WW By I.C building : Past staff restroom. Across I.C.3.		\$24.70
213	0	0	0	ATTN WW By I.C building : Past staff restroom. Across I.C.2. Red pavers sunk in.		DO NOT FIX






No.	Max Ht. (1/8 of In.)	Min Ht. (1/8 of In.)	Length (Feet)	Description	Before Picture	Cost
214	2	1	3	WW By I.C building : Past staff restroom. Across I.C.2. At sewer drain.		\$36.40
215	2	0	4.5	WW By I.C building : Past sewer drain. Before electrical utility lid.		\$36.40
216	2	1	4	WW By I.C building : Past sewer drain. Before 600 building. LCUT.		\$48.75
217	3	2	5.5	WW By I.C building : Past sewer drain. Before 600 building. LCUT.		\$111.80
218	5	0	7	WW By I.C building : Past sewer drain. By 600 building entrance. XCUT.		\$142.35

No.	Max Ht. (1/8 of In.)	Min Ht. (1/8 of In.)	Length (Feet)	Description	Before Picture	Cost
219	2	0	1	WW By I.C building : Past sewer drain. By 600 building entrance. XCUT.		\$8.45
220	5	0	2	WW By I.C building : Past sewer drain. By 600 building entrance. XCUT. Parallel Cut.		\$40.95
221	8	0	26.5	? WW By I.C building : Past sewer drain. By 600 building entrance. XCUT. Parallel Cut.		\$861.25
222	4	2	3.5	WW By I.C building : Past 600 building entrance. By room I.C.5.		\$85.15
223	3	1	6.5	WW By 800 building : Past 600 building entrance. Across room I.C.4.		\$105.95

No.	Max Ht. (1/8 of In.)	Min Ht. (1/8 of In.)	Length (Feet)	Description	Before Picture	Cost
224	4	3	2	WW By 800 building : Past 600 building entrance. Across room I.C.4. LCUT.		\$57.20
225	4	0	3.5	WW By 800 building : Past 600 building entrance. Across room I.C.4. LCUT.		\$57.20
226	7	1	8	WW By library building : Past I.C building. By heater room.		\$260.00
227	5	0	9.5	WW By library building : Past heater room. By library entrance.		\$193.05
228	3	0	12	WW By library building : Past heater room. By library entrance.		\$146.25

No.	Max Ht. (1/8 of In.)	Min Ht. (1/8 of In.)	Length (Feet)	Description	Before Picture	Cost
229	2	1	6	WW By library building : Across heater room. By library entrance. At crack.		\$73.45
230	4	0	5	WW By library building : Across library. Before sewer drain. Unfinished OC.		\$81.25
231	2	0	3	WW By library building : Across library. By sewer drain.		\$24.70
232	2	1	6	WW By library building : Across library. Before heater room. By gated AC.		\$73.45
233	4	0	3	WW By library building : Across library. Before heater room. By gated AC.		\$48.75






No.	Max Ht. (1/8 of In.)	Min Ht. (1/8 of In.)	Length (Feet)	Description	Before Picture	Cost
234	2	1	6	WW By library building : Across library. By sewer.		\$73.45
235	3	0	5.5	WW By library building : Across library. By sewer.		\$66.95
236	3	0	15	WW By 400 building : By 400 building entrance. Before office.		\$182.65
237	2	0	6.5	WW By 400 building : By 400 building entrance. Before office.		\$52.65
238	4	0	2	WW By office building : Past 400 building entrance. By office. XCUT.		\$32.50






No.	Max Ht. (1/8 of In.)	Min Ht. (1/8 of In.)	Length (Feet)	Description	Before Picture	Cost
239	4	0	5.5	WW By office building : Past 400 building entrance. By office. XCUT.		\$89.70
240	3	1	6	WW By office building : Across office. Before AC units.		\$97.50
241	2	0	5	WW By office building : Across office. By AC units.		\$40.95
242	2	0	5	WW By office building : Across office. By AC units.		\$40.95
243	2	0	4	WW By office building : Across office. By AC units.		\$32.50

No.	Max Ht. (1/8 of In.)	Min Ht. (1/8 of In.)	Length (Feet)	Description	Before Picture	Cost
244	3	0	3	WW By office building : Across office. By AC units. XCUT.		\$36.40
245	3	0	3	WW By office building : Across office. By AC units. XCUT.		\$36.40
246	3	0	3	WW By office building : Past AC units. By office. XCUT.		\$36.40
247	2	0	3	WW By office building : Past AC units. By office. XCUT.		\$24.70
248	3	2	10.5	WW By office building : Past AC units. By office.		\$213.20

No.	Max Ht. (1/8 of In.)	Min Ht. (1/8 of In.)	Length (Feet)	Description	Before Picture	Cost
249	3	0	7	WW By 200 building : Past office. By 200 building. JUMP.		\$85.15
250	3	0	13	WW By student dropoff : Past benches. By sewer lid. Before custodian room.		\$158.60
251	2	0	8	WW By 200 building : Past sewer lid. By custodian room.		\$65.00
252	2	0	5.5	WW By 200 building : Past sewer lid. By 200 building.		\$44.85
253	3	0	12	WW By 200 building : Past sewer lid. By 200 building.		\$146.25

No.	Max Ht. (1/8 of In.)	Min Ht. (1/8 of In.)	Length (Feet)	Description	Before Picture	Cost
254	6	0	76	? WW By cafeteria building : Past 200 building. Before snack bar. ASPCUT.		\$1,852.50
255	2	1	12	WW By cafeteria building : Past 200 building. Before snack bar.		\$146.25
256	2	0	8	WW By cafeteria building : Past 200 building. By snack bar.		\$65.00
257	4	0	5	WW By cafeteria building : Past snack bar. By multi use room.		\$81.25
258	3	0	8.5	WW By tennis courts : Past mult use room. Before tenus courts.		\$103.35

No.	Max Ht. (1/8 of In.)	Min Ht. (1/8 of In.)	Length (Feet)	Description	Before Picture	Cost
259	2	0	9.5	WW By tennis courts : Past mult use room. Before tennis courts.		\$77.35
260	3	0	12	WW By tennis courts : Past mult use room. Before tennis courts.		\$146.25
261	4	1	12	WW By tennis courts : Past tennis courts. Before M-3.		\$243.75
262	2	0	5	WW By tennis courts : Past tennis courts. Before M-3.		\$40.95
263	4	0	13	WW By tennis courts : Past tennis courts. Before M-3. XCUT.		\$211.25

No.	Max Ht. (1/8 of In.)	Min Ht. (1/8 of In.)	Length (Feet)	Description	Before Picture	Cost
264	8	0	8.5	WW By tennis courts : Past tennis courts. Before M-3. XCUT. ASPCUT.		\$276.25
265	3	0	4	WW By tennis courts : Past tennis courts. Before M-3. XCUT.		\$48.75
266	7	0	30	WW By tennis courts : Past tennis courts. Before M-3. XCUT. ASPCUT.		\$853.45
267	7	0	19.5	WW By tennis courts : Past tennis courts. By M-3. ASPCUT.		\$554.45
268	3	1	12	WW By gym : Past class M-3. Before boys lockers.		\$195.00

No.	Max Ht. (1/8 of In.)	Min Ht. (1/8 of In.)	Length (Feet)	Description	Before Picture	Cost
269	4	0	9	WW By gym : Past class M-3. Before boys lockers.		\$146.25
270	2	0	12.5	WW By gym : Past boys lockers. Before staff restroom.		\$101.40
271	3	0	15.5	WW By gym : Past boys lockers. Before staff restroom.		\$189.15
272	3	0	15.5	WW By gym : Past boys lockers. Before staff restroom. LCUT.		\$189.15
273	2	0	3	WW By gym : Past boys lockers. Before staff restroom. LCUT.		\$24.70

No.	Max Ht. (1/8 of In.)	Min Ht. (1/8 of In.)	Length (Feet)	Description	Before Picture	Cost
274	5	0	2	WW By gym : Past boys lockers. Before staff restroom. At water utility lid.		\$40.95
275	2	2	1	WW By gym : Past boys lockers. Before staff restroom.		\$16.25
276	2	0	5	WW By gym : Past boys lockers. Before staff restroom. At crack.		\$40.95
277	2	0	2	WW By gym : Past boys lockers. Before staff restroom. At crack.		\$16.25
278	5	4	3	WW By gym : Past boys lockers. Before staff restroom. At sewer. LCUT.		\$109.85




No.	Max Ht. (1/8 of In.)	Min Ht. (1/8 of In.)	Length (Feet)	Description	Before Picture	Cost
279	7	0	3	WW By gym : Past boys lockers. Before staff restroom. At sewer. LCUT.		\$85.15
280	3	0	3	WW By gym : Past boys lockers. Before staff restroom. At sewer. LCUT.		\$36.40
281	3	2	2	WW By gym : Past boys lockers. Before staff restroom. At crack.		\$40.95
282	3	0	6.5	WW By gym : By boys lockers. past water fountain. LCUT.		\$79.30
283	2	0	8	WW By gym : By boys lockers. past water fountain. LCUT.		\$65.00

No.	Max Ht. (1/8 of In.)	Min Ht. (1/8 of In.)	Length (Feet)	Description	Before Picture	Cost
284	2	0	15.5	WW By gym : By boys lockers. past water fountain.		\$126.10
285	4	0	11.5	WW By gym : Across boys lockers. By benches.		\$187.20
286	4	0	22	WW By gym : Across boys lockers. By benches. ASPCUT. XCUT.		\$357.50
287	2	0	3	WW By gym : Across boys lockers. By benches. XCUT .		\$24.70
288	8	0	5.5	WW By gym : Across boys lockers. Past benches. By banner.		\$178.75

No.	Max Ht. (1/8 of In.)	Min Ht. (1/8 of In.)	Length (Feet)	Description	Before Picture	Cost
289	0	0	0	ATTN WW By gym : Across boys lockers. Past benches. By banner. Sunken pavers.		DO NOT FIX
290	2	1	13	WW By gym : Across boys lockers. Past benches. By banner.		\$158.60
291	5	0	8.5	WW By gym : Across boys lockers. Past benches. By banner. XCUT.		\$172.90
292	3	0	1	WW By gym : Across boys lockers. Past benches. By banner. XCUT. ASCUT.		\$12.35
293	4	0	5	WW By gym : Across boys lockers. Past benches. By banner. XCUT.		\$81.25

No.	Max Ht. (1/8 of In.)	Min Ht. (1/8 of In.)	Length (Feet)	Description	Before Picture	Cost
294	5	0	11.5	WW By gym : Past banner. Before benches. XCUT. ASCUT.		\$233.35
295	3	1	17	WW By gym : Past banner. By benches. Parallel Cut.		\$276.25
296	4	0	13	WW By gym : Past banner. By benches.		\$211.25
297	12	0	20	WW By gym : Past banner. By benches. ASCUT. XCUT.		\$975.00
298	4	0	9	? WW By gym : Past banner. By benches. XCUT.		\$146.25




No.	Max Ht. (1/8 of In.)	Min Ht. (1/8 of In.)	Length (Feet)	Description	Before Picture	Cost
299	3	0	13	WW By gym : Past bench. Before YV painting.		\$158.60
300	3	1	15.5	WW By gym : Past bench. Before YV painting.		\$252.20
301	2	0	1.5	WW By gym : Past bench. Before YV painting. Parallel Cut.		\$12.35
302	2	0	6	WW By gym : Past bench. By YV painting.		\$48.75
303	2	0	13	WW By gym : Past bench. By YV painting.		\$105.95

No.	Max Ht. (1/8 of In.)	Min Ht. (1/8 of In.)	Length (Feet)	Description	Before Picture	Cost
304	3	0	1	WW By gym : Past bench. By YV painting. Before 400 building.		\$12.35
305	3	1	3	WW By gym : Past YV painting. Before 400 building. At sewer drain. LCUT.		\$48.75
306	3	1	3	WW By gym : Past YV painting. Before 400 building. At sewer drain. LCUT.		\$48.75
307	3	0	28	WW By gym : Past YV painting. Before 400 building. ASPCUT.		\$341.25
308	2	0	6	WW By gym : Past YV painting. Before 400 building. JUMP.		\$48.75






No.	Max Ht. (1/8 of In.)	Min Ht. (1/8 of In.)	Length (Feet)	Description	Before Picture	Cost
309	2	0	42	? WW By tennis courts : Past band room. Before tennis court entrance. Parallel Cut.		\$341.25
310	4	0	16	? WW By tennis courts : Past band room. Before tennis court entrance. Parallel Cut.		\$260.00
311	2	0	14	? WW By tennis courts : Past band room. Before tennis court entrance. Parallel Cut.		\$113.75
312	3	0	5	WW By tennis courts : Past restroom. By room S-2. JUMP.		\$61.10
313	5	0	4	WW By track : Past DW. Before blue building.		\$81.25






No.	Max Ht. (1/8 of In.)	Min Ht. (1/8 of In.)	Length (Feet)	Description	Before Picture	Cost
314	0	0	0	ATTN WW By track : Past DW. Before blue building. MVCAR		DO NOT FIX
315	4	1	53.5	WW By track : Past DW. Before blue building. ASCUT		\$1,086.80
316	3	0	4	WW By track : Past DW. Before blue building.		\$48.75
317	4	0	19.5	WW By track : Past DW. By blue building. ASCUT.		\$317.20
318	7	4	36.5	WW By track : By snack bar. Before light pole. LCUT. ASCUT.		\$1,630.85





No.	Max Ht. (1/8 of In.)	Min Ht. (1/8 of In.)	Length (Feet)	Description	Before Picture	Cost
319	5	1	2	WW By track : Past DW. By blue building. ASCUT. LCUT.		\$48.75
320	4	1	2	WW By track : Past DW. By blue building. ASCUT. LCUT.		\$40.95
321	4	2	4	WW By track : Past DW. By blue building. ASCUT. LCUT.		\$97.50
322	4	0	98	WW By track : Past snack bar. Before black light pole. ASCUT.		\$1,592.50
323	2	1	2	WW By track : Past snack bar. By black light pole. At electric lid. ASCUT. LCUT.		\$24.70

No.	Max Ht. (1/8 of In.)	Min Ht. (1/8 of In.)	Length (Feet)	Description	Before Picture	Cost
324	3	1	3	WW By track : Past snack bar. By black light pole. At electric lid. ASPCUT. LCUT.		\$48.75
325	2	1	2	WW By track : Past snack bar. By black light pole. At electric lid. ASPCUT. LCUT.		\$24.70
326	4	1	3	WW By track : Past snack bar. By black light pole. At electric lid. ASPCUT. LCUT.		\$61.10
327	3	1	4	WW By track : Past white crate. Before bleachers. At PGE lid. LCUT.		\$65.00
328	3	1	6	WW By track : Past white crate. Before bleachers. At PGE lid. LCUT.		\$97.50

No.	Max Ht. (1/8 of In.)	Min Ht. (1/8 of In.)	Length (Feet)	Description	Before Picture	Cost
329	3	1	4	WW By track : Past white crate. Before bleachers. At PGE lid. LCUT.		\$65.00
330	3	1	6	WW By track : Past white crate. Before bleachers. At PGE lid. LCUT.		\$97.50
331	0	0	0	ATTN WW By track : Past white crate. Before bleachers. Lifted lids.		DO NOT FIX
332	3	0	15	WW By track : Past white crate. Before bleachers.		\$182.65
333	4	0	30	WW By track : Past white crate. Before bleachers. ASPCUT.		\$487.50

No.	Max Ht. (1/8 of In.)	Min Ht. (1/8 of In.)	Length (Feet)	Description	Before Picture	Cost
334	2	0	5.5	WW By track : Past white crate. Before bleachers.		\$44.85
335	2	0	6.5	SW By parking lot : Across tennis courts.		\$52.65
336	2	0	7	SW By parking lot : Across tennis courts.		\$57.20
337	2	0	7.5	SW By parking lot : Across tennis courts.		\$61.10
338	3	0	3	SW By parking lot : By solar. Before teacher parking.		\$36.40

No.	Max Ht. (1/8 of In.)	Min Ht. (1/8 of In.)	Length (Feet)	Description	Before Picture	Cost
339	5	2	7.5	SW By parking lot : By solar. By teacher parking.		\$213.20
340	2	1	8	SW By parking lot : By solar. By teacher parking.		\$97.50
341	6	4	1.5	SW By parking lot : By solar. By teacher parking. At electric lid. LCUT.		\$61.10
342	7	0	1	SW By parking lot : By solar. By teacher parking. At electric lid. LCUT.		\$28.60
343	6	5	1.5	SW By parking lot : By solar. By teacher parking. At electric lid. LCUT.		\$66.95

No.	Max Ht. (1/8 of In.)	Min Ht. (1/8 of In.)	Length (Feet)	Description	Before Picture	Cost
344	3	2	1.5	SW By parking lot : By solar. By teacher parking. At electric lid. LCUT.		\$30.55
345	5	0	7	SW By parking lot : By solar. By teacher parking. At light pole.		\$142.35
346	7	1	4.5	SW By parking lot : By solar. By teacher parking. At crack.		\$146.25
347	3	1	6	SW By parking lot : By solar. By teacher parking. At crack.		\$97.50