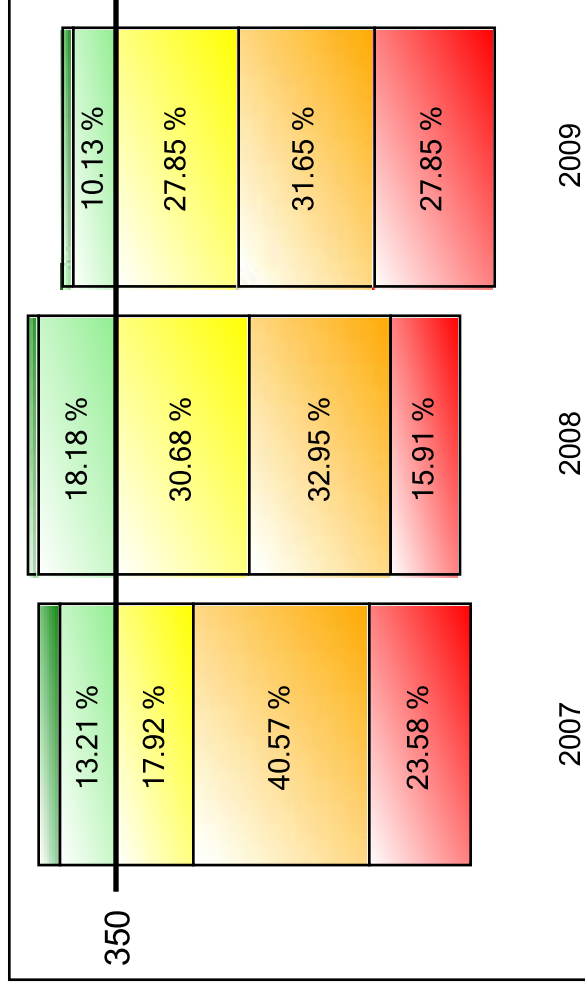


STAR Performance Bands

All students included in the Growth API

STAR English-Language Arts - Grade 02

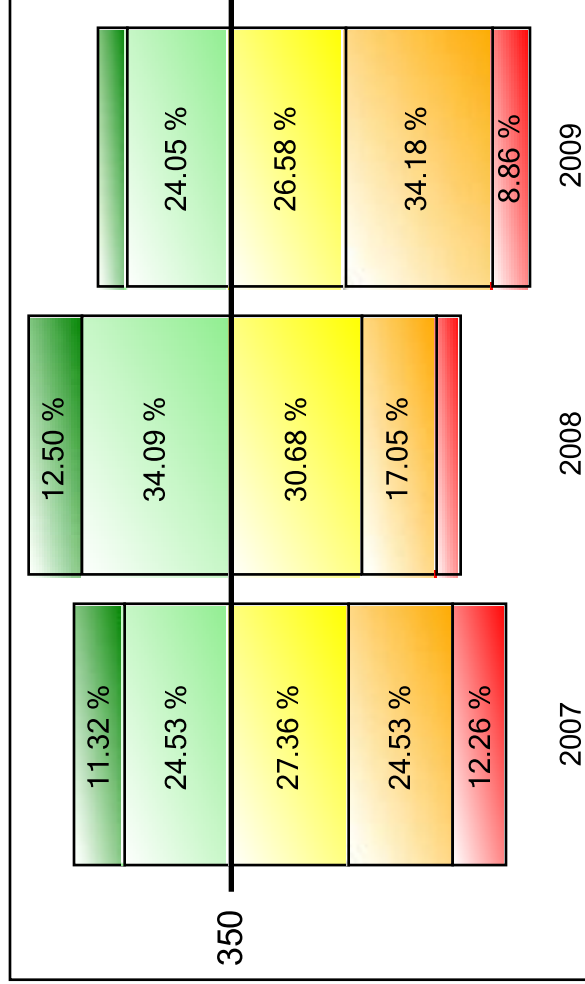
	2007		2008		2009	
	N	%	N	%	N	%
Advanced	5	04.72 %	2	02.27 %	2	02.53 %
Proficient	14	13.21 %	16	18.18 %	8	10.13 %
Basic	19	17.92 %	27	30.68 %	22	27.85 %
Below Basic	43	40.57 %	29	32.95 %	25	31.65 %
Far Below Basic	25	23.58 %	14	15.91 %	22	27.85 %
Total	106		88		79	



Avg. Performance Level	2.349	2.580	2.278
Component API	538	593	523
Avg. Scale Score	297	311	293

STAR Mathematics - Grade 02

	2007		2008		2009	
	N	%	N	%	N	%
Advanced	12	11.32 %	11	12.50 %	5	06.33 %
Proficient	26	24.53 %	30	34.09 %	19	24.05 %
Basic	29	27.36 %	27	30.68 %	21	26.58 %
Below Basic	26	24.53 %	15	17.05 %	27	34.18 %
Far Below Basic	13	12.26 %	5	05.68 %	7	08.86 %
Total	106		88		79	



Avg. Performance Level	2.981	3.307	2.848
Component API	667	735	648
Avg. Scale Score	320	343	314

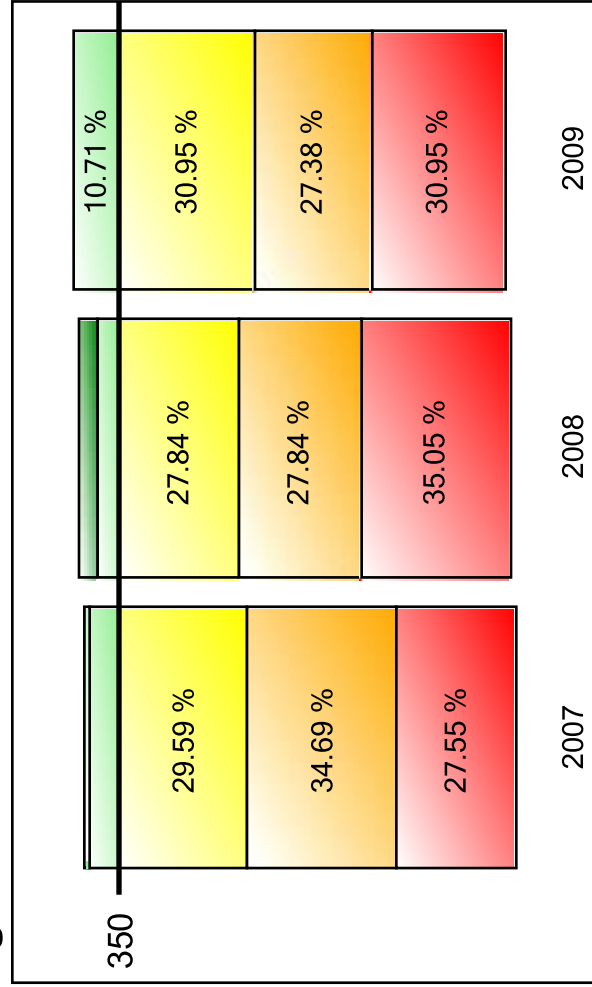
STAR Performance Bands

All students included in the Growth API

STAR English-Language Arts - Grade 03

	2007		2008		2009	
	N	%	N	%	N	%
Advanced	1	01.02 %	4	04.12 %	0	00.00 %
Proficient	7	07.14 %	5	05.15 %	9	10.71 %
Basic	29	29.59 %	27	27.84 %	26	30.95 %
Below Basic	34	34.69 %	27	27.84 %	23	27.38 %
Far Below Basic	27	27.55 %	34	35.05 %	26	30.95 %
Total	98		97		84	

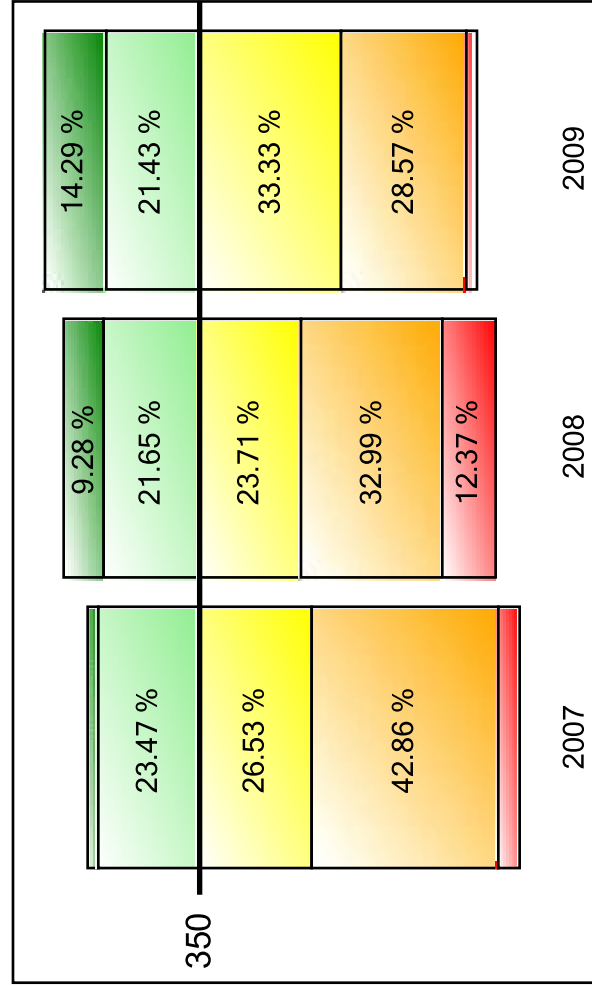
Avg. Performance Level	2.194	2.155	2.214
Component API	508	490	509
Avg. Scale Score	288	287	290



STAR Mathematics - Grade 03

	2007		2008		2009	
	N	%	N	%	N	%
Advanced	2	02.04 %	9	09.28 %	12	14.29 %
Proficient	23	23.47 %	21	21.65 %	18	21.43 %
Basic	26	26.53 %	23	23.71 %	28	33.33 %
Below Basic	42	42.86 %	32	32.99 %	24	28.57 %
Far Below Basic	5	05.10 %	12	12.37 %	2	02.38 %
Total	98		97		84	

Avg. Performance Level	2.745	2.825	3.167
Component API	636	638	711
Avg. Scale Score	310	314	336

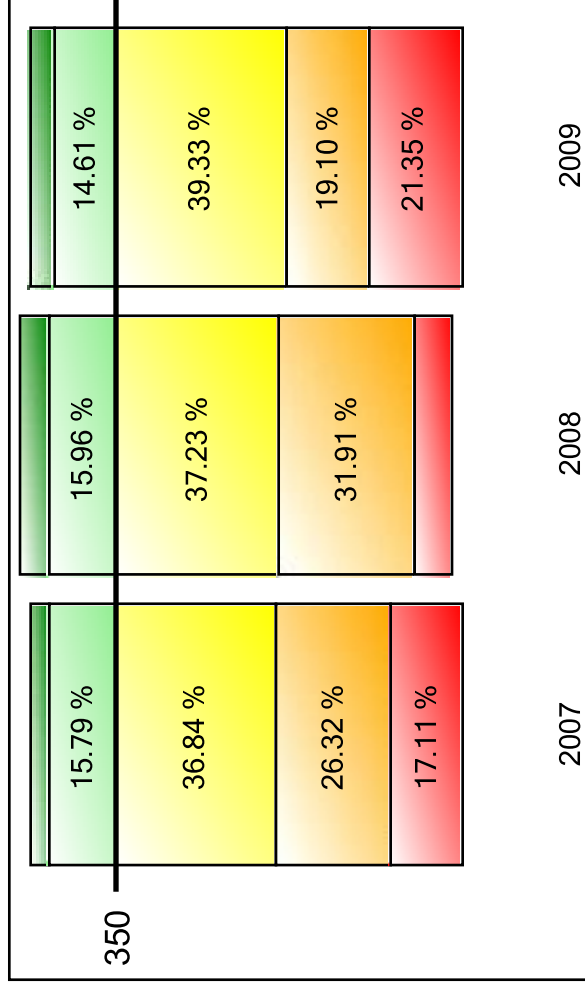


STAR Performance Bands

All students included in the Growth API

STAR English-Language Arts - Grade 04

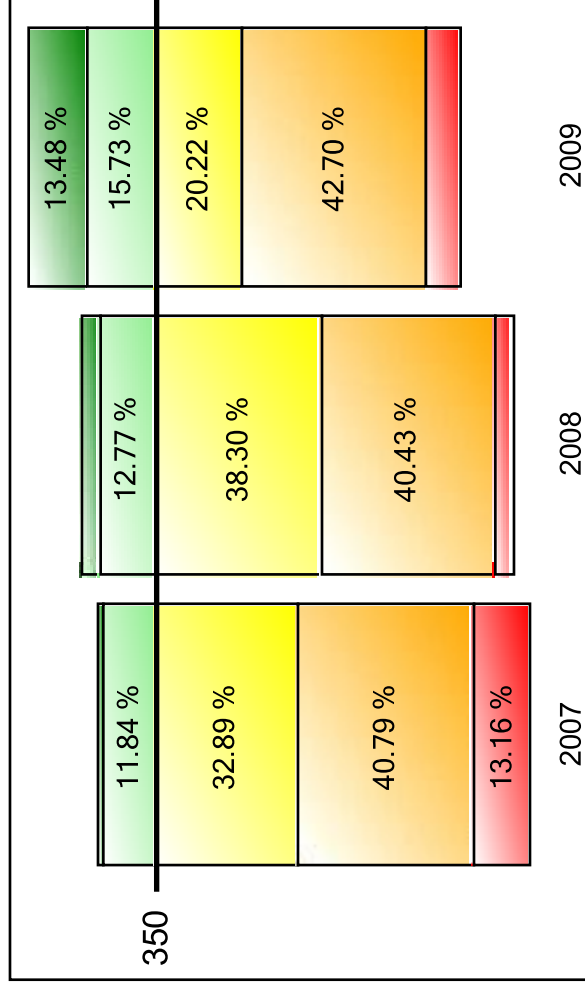
	2007		2008		2009	
	N	%	N	%	N	%
Advanced	3	03.95 %	6	06.38 %	5	05.62 %
Proficient	12	15.79 %	15	15.96 %	13	14.61 %
Basic	28	36.84 %	35	37.23 %	35	39.33 %
Below Basic	20	26.32 %	30	31.91 %	17	19.10 %
Far Below Basic	13	17.11 %	8	08.51 %	19	21.35 %
Total	76		94		89	



Avg. Performance Level	2.632	2.798	2.640
Component API	601	641	597
Avg. Scale Score	313	316	316

STAR Mathematics - Grade 04

	2007		2008		2009	
	N	%	N	%	N	%
Advanced	1	01.32 %	4	04.26 %	12	13.48 %
Proficient	9	11.84 %	12	12.77 %	14	15.73 %
Basic	25	32.89 %	36	38.30 %	18	20.22 %
Below Basic	31	40.79 %	38	40.43 %	38	42.70 %
Far Below Basic	10	13.16 %	4	04.26 %	7	07.87 %
Total	76		94		89	



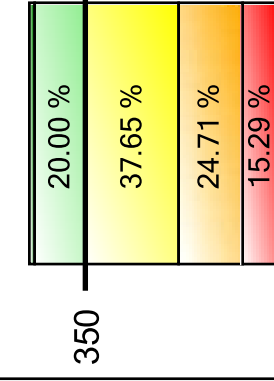
Avg. Performance Level	2.474	2.723	2.843
Component API	577	633	643
Avg. Scale Score	298	309	318

STAR Performance Bands

All students included in the Growth API

STAR English-Language Arts - Grade 05

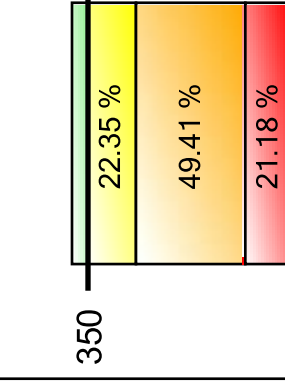
	2007		2008		2009	
	N	%	N	%	N	%
Advanced	2	02.35 %	2	03.03 %	2	02.70 %
Proficient	17	20.00 %	17	25.76 %	18	24.32 %
Basic	32	37.65 %	22	33.33 %	21	28.38 %
Below Basic	21	24.71 %	18	27.27 %	16	21.62 %
Far Below Basic	13	15.29 %	7	10.61 %	17	22.97 %
Total	85		66		74	



Avg. Performance Level	2.694	2.833	2.622
Component API	616	647	593
Avg. Scale Score	315	319	314

STAR Mathematics - Grade 05

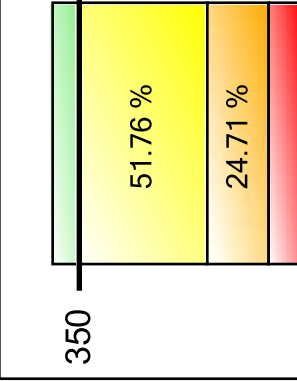
	2007		2008		2009	
	N	%	N	%	N	%
Advanced	0	00.00 %	1	01.52 %	6	08.11 %
Proficient	6	07.06 %	11	16.67 %	19	25.68 %
Basic	19	22.35 %	17	25.76 %	19	25.68 %
Below Basic	42	49.41 %	28	42.42 %	19	25.68 %
Far Below Basic	18	21.18 %	9	13.64 %	11	14.86 %
Total	85		66		74	



Avg. Performance Level	2.153	2.500	2.865
Component API	508	581	644
Avg. Scale Score	281	301	324

STAR Grade Science - Grade 05

	2007		2008		2009	
	N	%	N	%	N	%
Advanced	0	00.00 %	0	00.00 %	3	04.05 %
Proficient	9	10.59 %	18	26.87 %	12	16.22 %
Basic	44	51.76 %	21	31.34 %	28	37.84 %
Below Basic	21	24.71 %	18	26.87 %	18	24.32 %
Far Below Basic	11	12.94 %	10	14.93 %	13	17.57 %
Total	85		67		74	



Avg. Performance Level	2.600	2.701	2.649
Component API	604	619	604
Avg. Scale Score	306	312	311