

# English Language Arts/Literacy and Mathematics

Smarter Balanced Summative Assessments

## Test Results at a Glance

### State of California

CDS Code: 00-00000-0000000

#### Report Options

Year:

2023–24

Grade:

All Grades

Student Group:

All Students (Default)

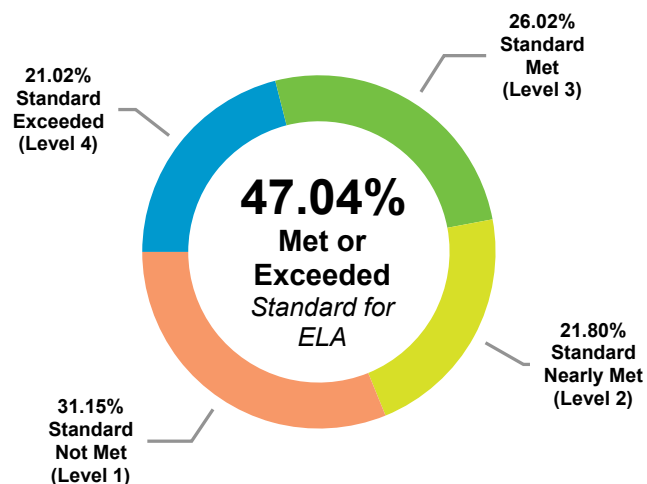
School Type:

All Schools

Selections Applied

#### ELA

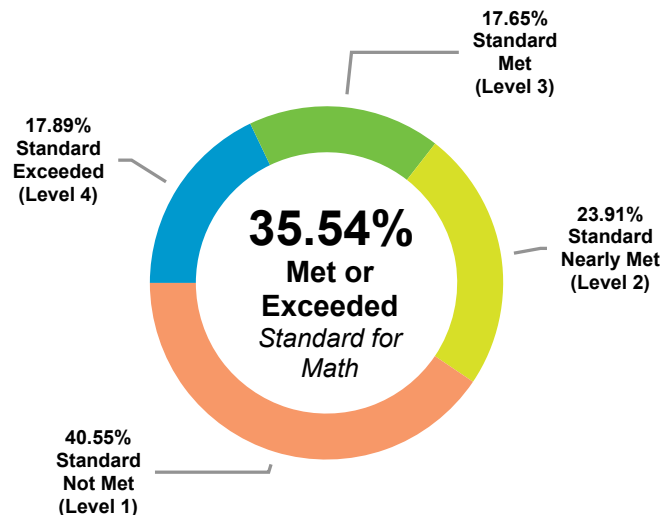
Percent of students within each achievement level



VIEW ELA DETAILED TEST RESULTS

#### Mathematics

Percent of students within each achievement level



VIEW MATH DETAILED TEST RESULTS

ADD TO COMPARE



Add this entity to comparison and find other entities to compare it to.

SCHOOL-DISTRICT-STATE COMPARISON



Search for a school to compare its results to the district and state.

CHANGE OVER TIME



View how a group/cohort of students has progressed.

PERFORMANCE TREND REPORTS



View the performance of two different student groups within a single grade over time.

RESEARCH FILES



Get files for complex analyses and customized reporting.

# English Language Arts/Literacy and Mathematics

Smarter Balanced Summative Assessments

## Test Results at a Glance

District: Mt. Diablo Unified

CDS Code: 07-61754-0000000 | County: Contra Costa

### Report Options

Year:

2023–24

Grade:

All Grades

Student Group:

All Students (Default)

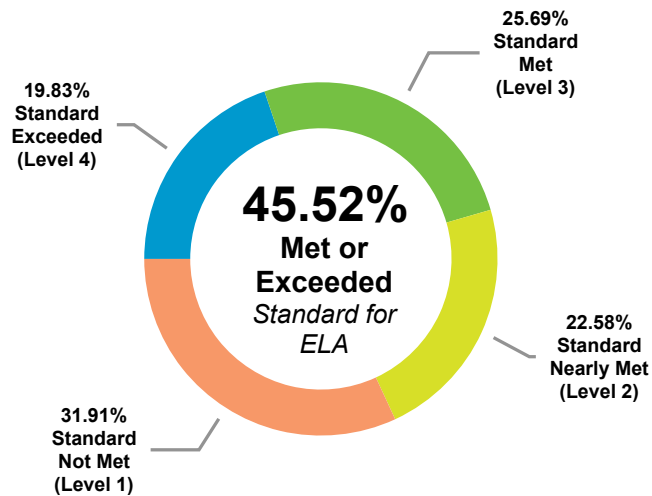
School Type:

All Schools

Selections Applied

#### ELA

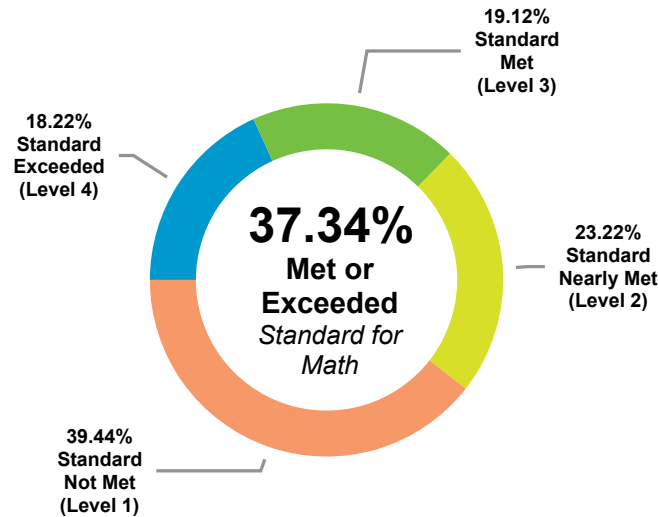
Percent of students within each achievement level



VIEW ELA DETAILED TEST RESULTS

#### Mathematics

Percent of students within each achievement level



VIEW MATH DETAILED TEST RESULTS

ADD TO COMPARE



Add this entity to comparison and find other entities to compare it to.

SCHOOL-DISTRICT-STATE COMPARISON



Search for a school to compare its results to the district and state.

CHANGE OVER TIME



View how a group/cohort of students has progressed.

PERFORMANCE TREND REPORTS



View the performance of two different student groups within a single grade over time.

RESEARCH FILES



Get files for complex analyses and customized reporting.

# English Language Arts/Literacy and Mathematics

Smarter Balanced Summative Assessments

## Test Results at a Glance

District: Mt. Diablo Unified

CDS Code: 07-61754-0000000 | County: Contra Costa

### Report Options

Year:

2023–24

Grade:

All Grades

Student Group:

Disability Status

Reported disabilities

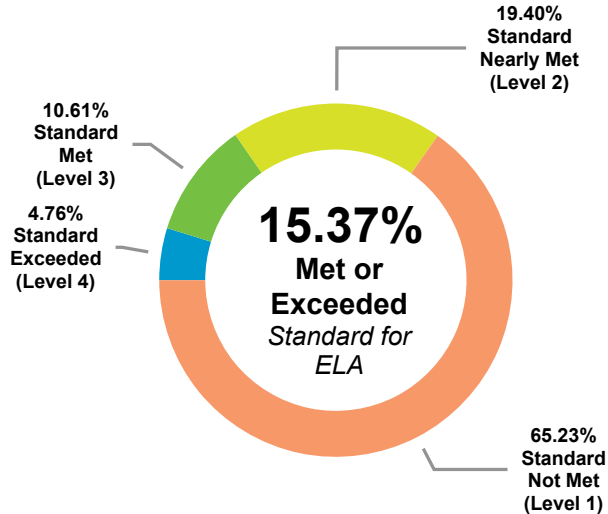
School Type:

All Schools

Selections Applied

### ELA

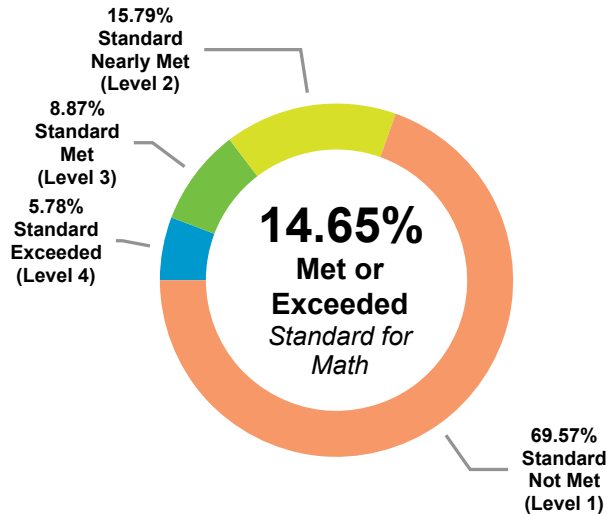
Percent of students within each achievement level



VIEW ELA DETAILED TEST RESULTS

### Mathematics

Percent of students within each achievement level



VIEW MATH DETAILED TEST RESULTS

ADD TO COMPARE



Add this entity to comparison and find other entities to compare it to.

SCHOOL-DISTRICT-STATE COMPARISON



Search for a school to compare its results to the district and state.

CHANGE OVER TIME



View how a group/cohort of students has progressed.

PERFORMANCE TREND REPORTS



View the performance of two different student groups within a single grade over time.

RESEARCH FILES



Get files for complex analyses and customized reporting.

# English Language Arts/Literacy and Mathematics

Smarter Balanced Summative Assessments

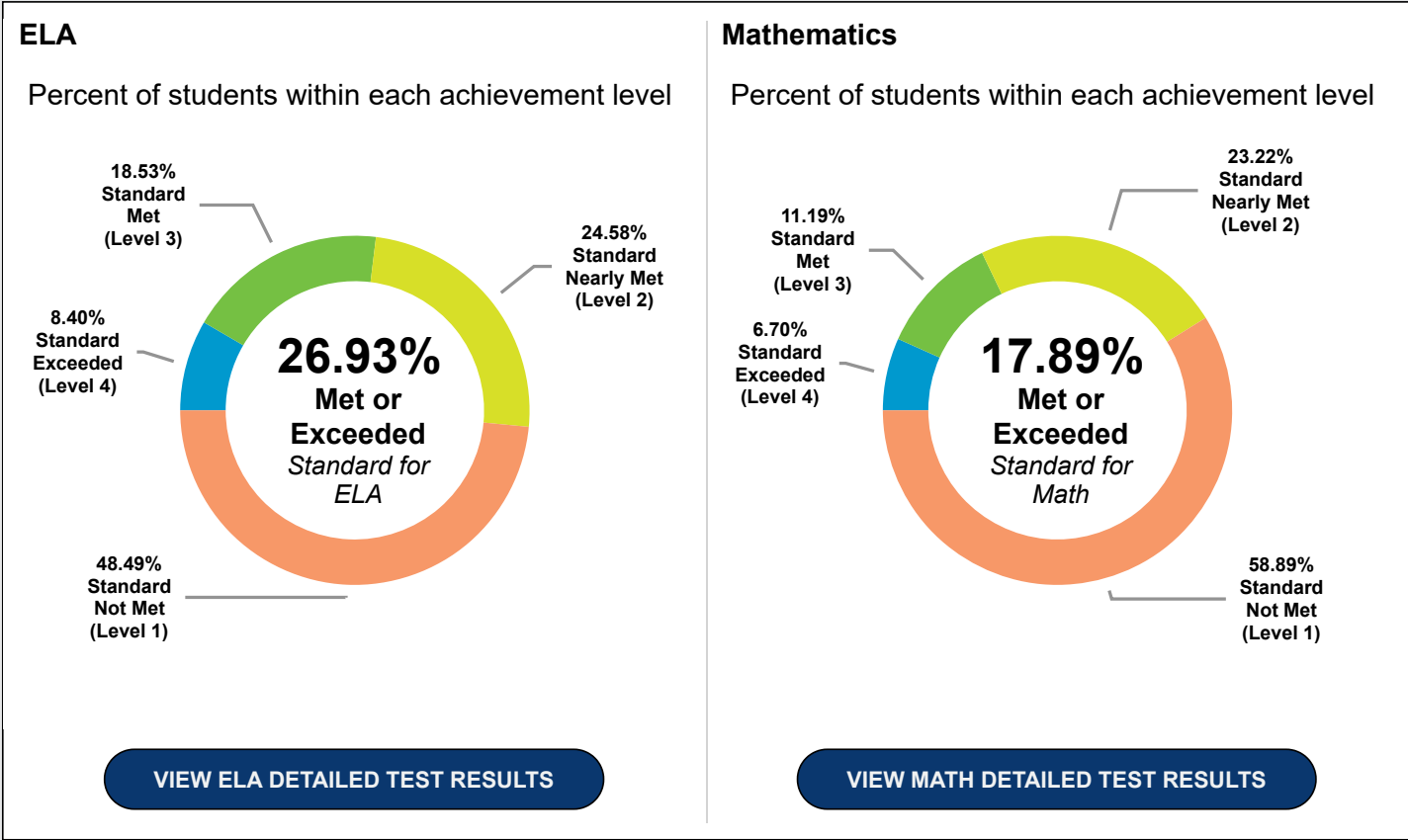
## Test Results at a Glance

District: Mt. Diablo Unified

CDS Code: 07-61754-0000000 | County: Contra Costa

### Report Options

Year:  Grade:  Student Group:  School Type:  [Selections Applied](#)



[ADD TO COMPARE](#) →  
Add this entity to comparison and find other entities to compare it to.

[SCHOOL-DISTRICT-STATE COMPARISON](#) →  
Search for a school to compare its results to the district and state.

[CHANGE OVER TIME](#) →  
View how a group/cohort of students has progressed.

[PERFORMANCE TREND REPORTS](#) →  
View the performance of two different student groups within a single grade over time.

[RESEARCH FILES](#) →  
Get files for complex analyses and customized reporting.

# English Language Arts/Literacy and Mathematics

Smarter Balanced Summative Assessments

## Test Results at a Glance

District: Mt. Diablo Unified

CDS Code: 07-61754-0000000 | County: Contra Costa

### Report Options

Year:

2023–24

Grade:

All Grades

Student Group:

Economic Status

Not socioeconomically disadvantaged

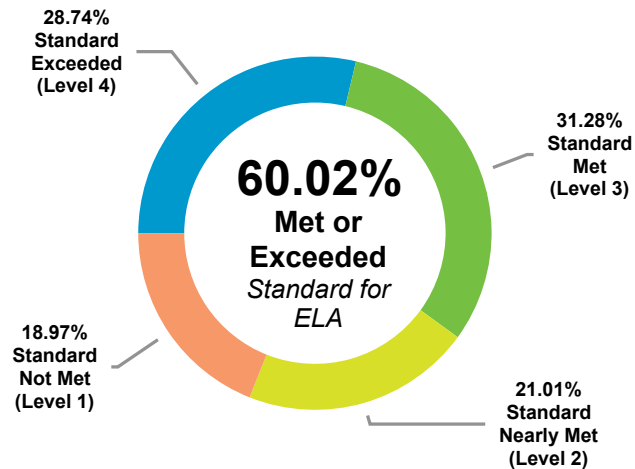
School Type:

All Schools

Selections Applied

### ELA

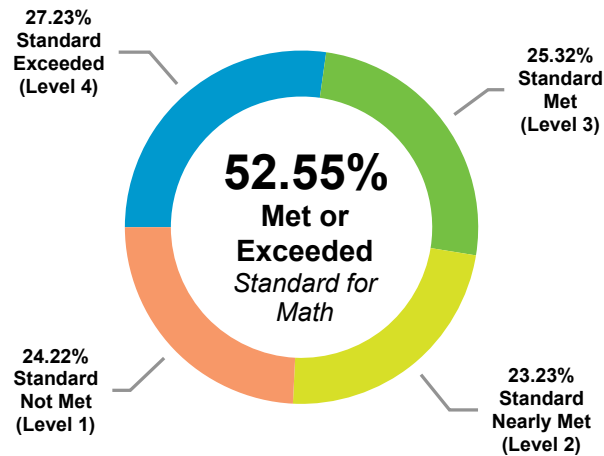
Percent of students within each achievement level



[VIEW ELA DETAILED TEST RESULTS](#)

### Mathematics

Percent of students within each achievement level



[VIEW MATH DETAILED TEST RESULTS](#)

[ADD TO COMPARE](#)

Add this entity to comparison and find other entities to compare it to.

[SCHOOL-DISTRICT-STATE COMPARISON](#)

Search for a school to compare its results to the district and state.

[CHANGE OVER TIME](#)

View how a group/cohort of students has progressed.

[PERFORMANCE TREND REPORTS](#)

View the performance of two different student groups within a single grade over time.

[RESEARCH FILES](#)

Get files for complex analyses and customized reporting.

# English Language Arts/Literacy and Mathematics

Smarter Balanced Summative Assessments

## Test Results at a Glance

District: Mt. Diablo Unified

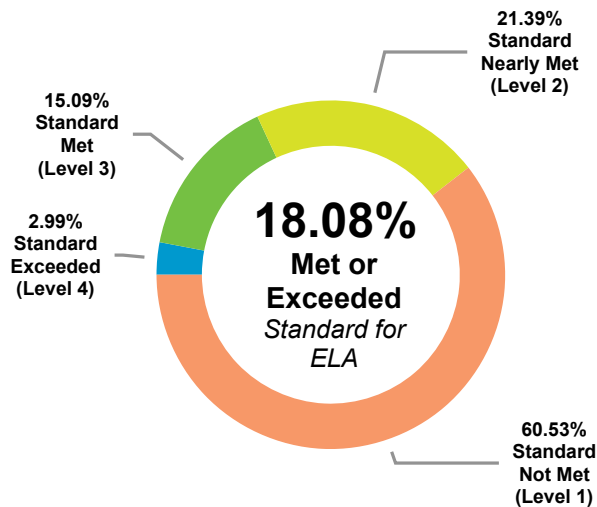
CDS Code: 07-61754-0000000 | County: Contra Costa

### Report Options

Year:  Grade:  Student Group:  School Type:  [Selections Applied](#)

#### ELA

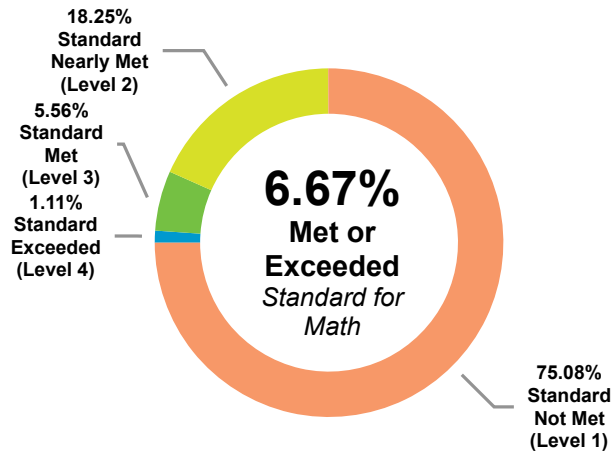
Percent of students within each achievement level



[VIEW ELA DETAILED TEST RESULTS](#)

#### Mathematics

Percent of students within each achievement level



[VIEW MATH DETAILED TEST RESULTS](#)

[ADD TO COMPARE](#) →

Add this entity to comparison and find other entities to compare it to.

[SCHOOL-DISTRICT-STATE COMPARISON](#) →

Search for a school to compare its results to the district and state.

[CHANGE OVER TIME](#) →

View how a group/cohort of students has progressed.

[PERFORMANCE TREND REPORTS](#) →

View the performance of two different student groups within a single grade over time.

[RESEARCH FILES](#) →

Get files for complex analyses and customized reporting.

75.08% Standard Not Met (Level 1)

# English Language Arts/Literacy and Mathematics

Smarter Balanced Summative Assessments

## Test Results at a Glance

District: Mt. Diablo Unified

CDS Code: 07-61754-0000000 | County: Contra Costa

### Report Options

Year:

2023–24

Grade:

All Grades

Student Group:

Parent Education

College graduate

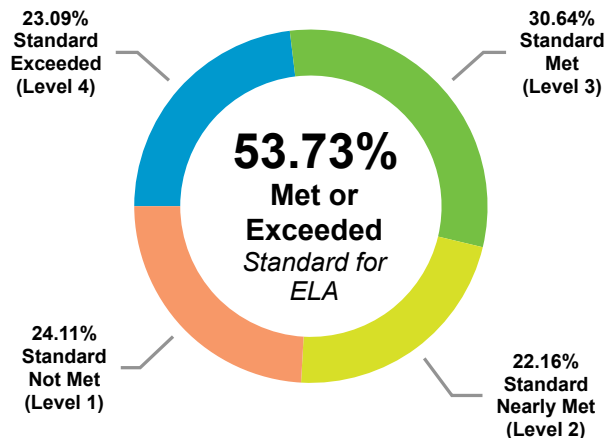
School Type:

All Schools

Selections Applied

#### ELA

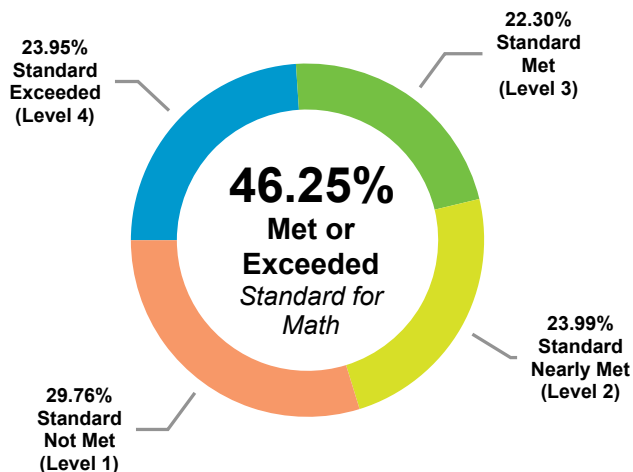
Percent of students within each achievement level



VIEW ELA DETAILED TEST RESULTS

#### Mathematics

Percent of students within each achievement level



VIEW MATH DETAILED TEST RESULTS

ADD TO COMPARE →

Add this entity to comparison and find other entities to compare it to.

SCHOOL-DISTRICT-STATE COMPARISON →

Search for a school to compare its results to the district and state.

CHANGE OVER TIME →

View how a group/cohort of students has progressed.

PERFORMANCE TREND REPORTS →

View the performance of two different student groups within a single grade over time.

RESEARCH FILES →

Get files for complex analyses and customized reporting.

# English Language Arts/Literacy and Mathematics

Smarter Balanced Summative Assessments

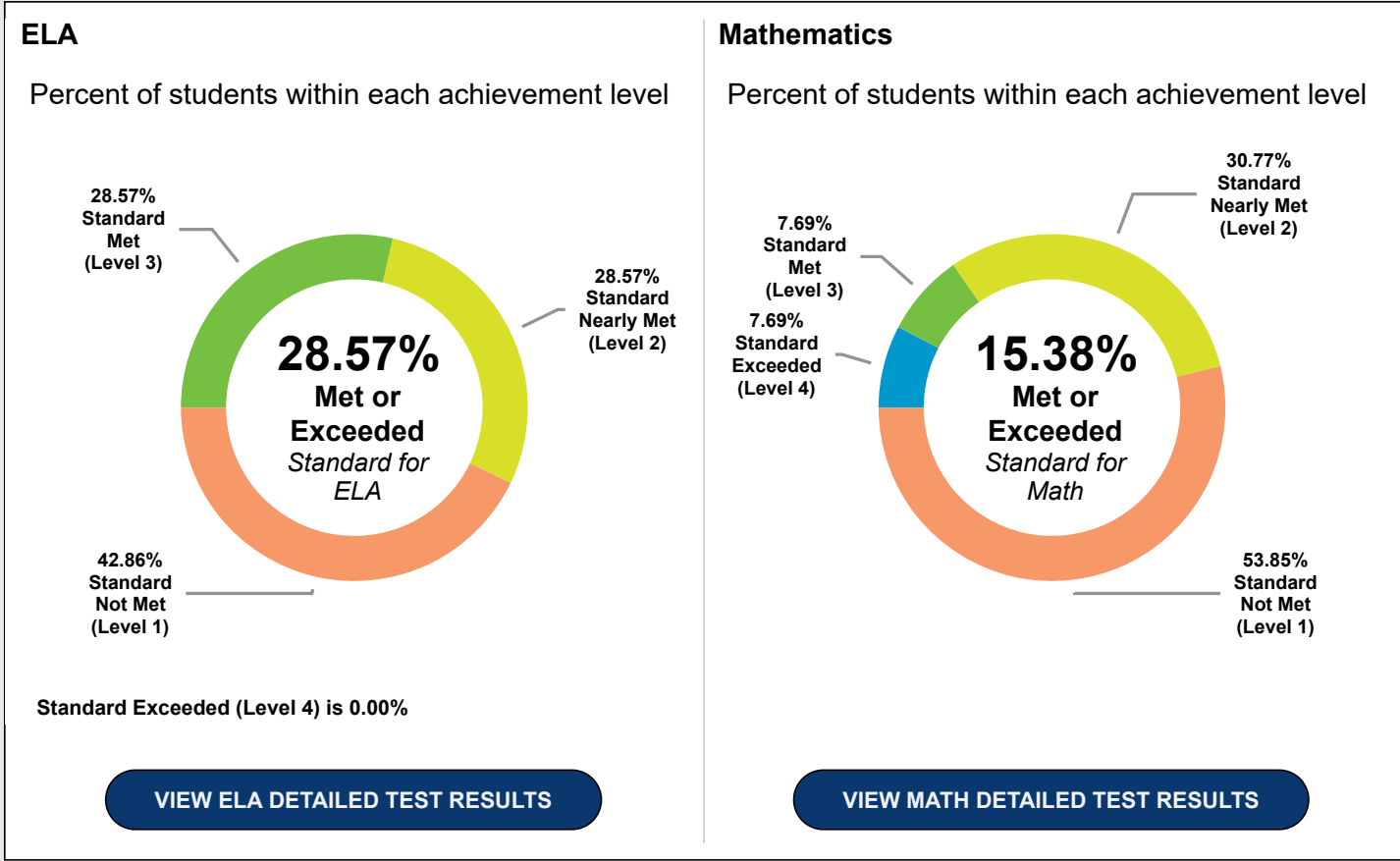
## Test Results at a Glance

District: Mt. Diablo Unified

CDS Code: 07-61754-0000000 | County: Contra Costa

### Report Options

Year:  Grade:  Student Group:  School Type:  [Selections Applied](#)



**ADD TO COMPARE** →  
Add this entity to comparison and find other entities to compare it to.

**SCHOOL-DISTRICT-STATE COMPARISON** →  
Search for a school to compare its results to the district and state.

**CHANGE OVER TIME** →  
View how a group/cohort of students has progressed.

**PERFORMANCE TREND REPORTS** →  
View the performance of two different student groups within a single grade over time.

**RESEARCH FILES** →  
Get files for complex analyses and customized reporting.



# English Language Arts/Literacy and Mathematics

Smarter Balanced Summative Assessments

## Test Results at a Glance

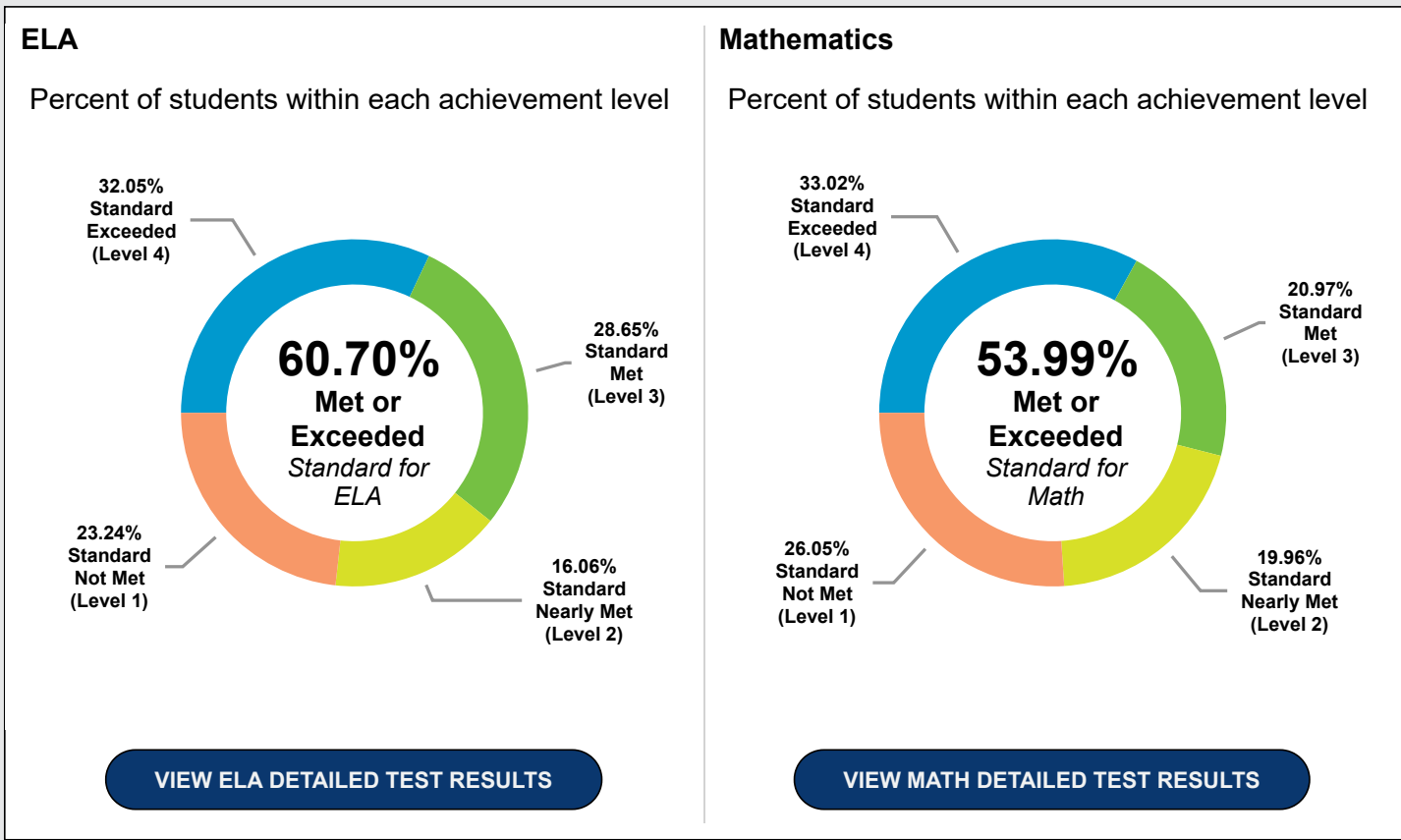
District: Mt. Diablo Unified

CDS Code: 07-61754-0000000 | County: Contra Costa

### Report Options

Year:  Grade:  Student Group:  School Type:

**Selections Applied**



- [ADD TO COMPARE](#) →  
 Add this entity to comparison and find other entities to compare it to.
- [SCHOOL-DISTRICT-STATE COMPARISON](#) →  
 Search for a school to compare its results to the district and state.
- [CHANGE OVER TIME](#) →  
 View how a group/cohort of students has progressed.
- [PERFORMANCE TREND REPORTS](#) →  
 View the performance of two different student groups within a single grade over time.
- [RESEARCH FILES](#) →  
 Get files for complex analyses and customized reporting.

# English Language Arts/Literacy and Mathematics

Smarter Balanced Summative Assessments

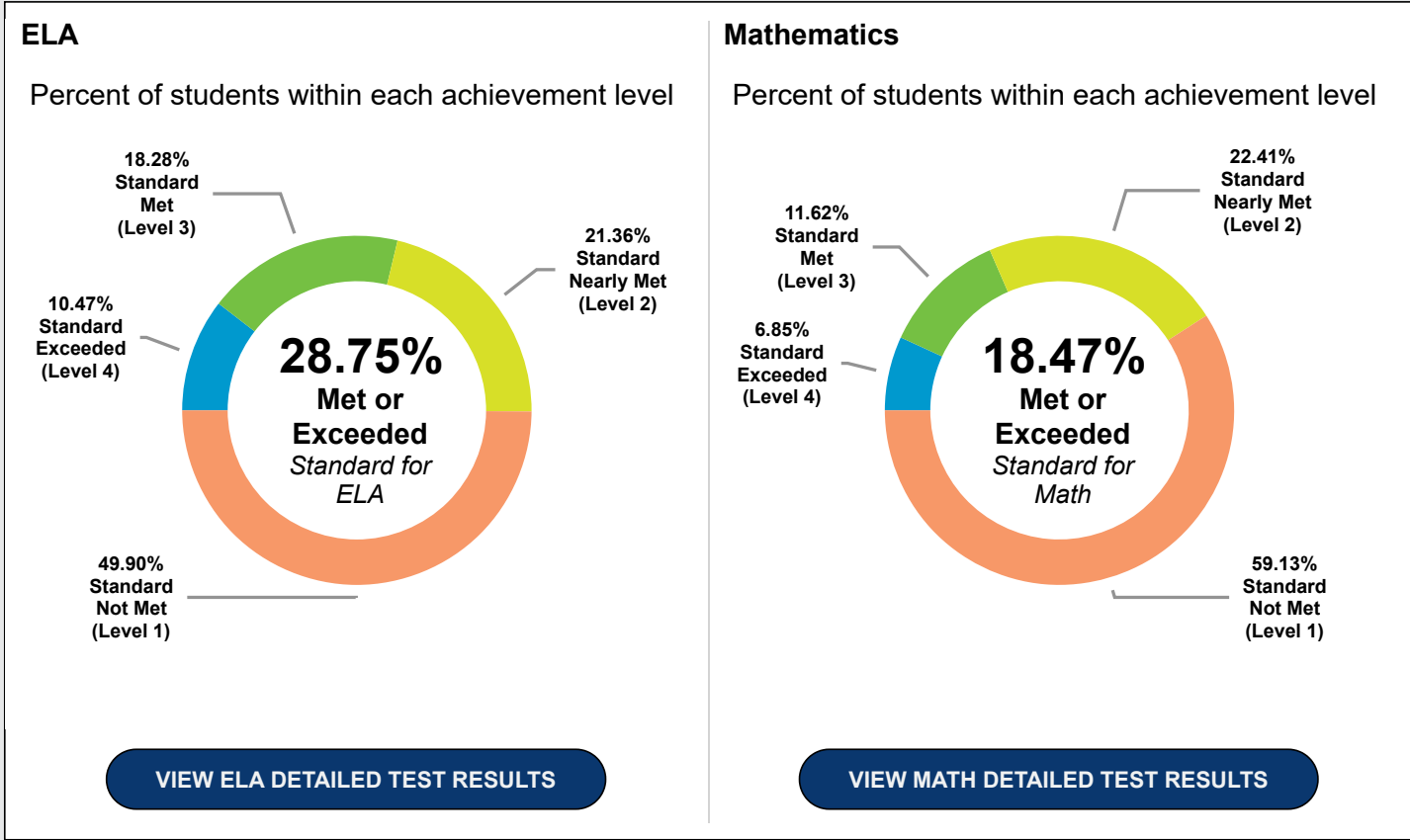
## Test Results at a Glance

District: Mt. Diablo Unified

CDS Code: 07-61754-0000000 | County: Contra Costa

### Report Options

Year:  Grade:  Student Group:  School Type:  [Selections Applied](#)



[ADD TO COMPARE](#) →  
Add this entity to comparison and find other entities to compare it to.

[SCHOOL-DISTRICT-STATE COMPARISON](#) →  
Search for a school to compare its results to the district and state.

[CHANGE OVER TIME](#) →  
View how a group/cohort of students has progressed.

[PERFORMANCE TREND REPORTS](#) →  
View the performance of two different student groups within a single grade over time.

[RESEARCH FILES](#) →  
Get files for complex analyses and customized reporting.

# English Language Arts/Literacy and Mathematics

Smarter Balanced Summative Assessments

## Test Results at a Glance

District: Mt. Diablo Unified

CDS Code: 07-61754-0000000 | County: Contra Costa

### Report Options

Year:

2023–24

Grade:

All Grades

Student Group:

Race and Ethnicity

Filipino

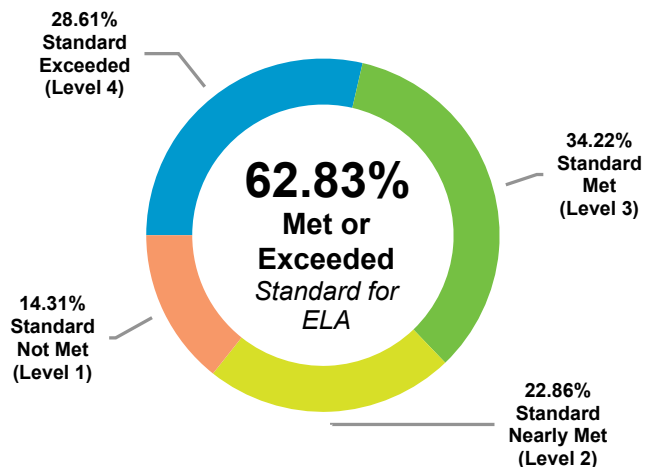
School Type:

All Schools

Selections Applied

#### ELA

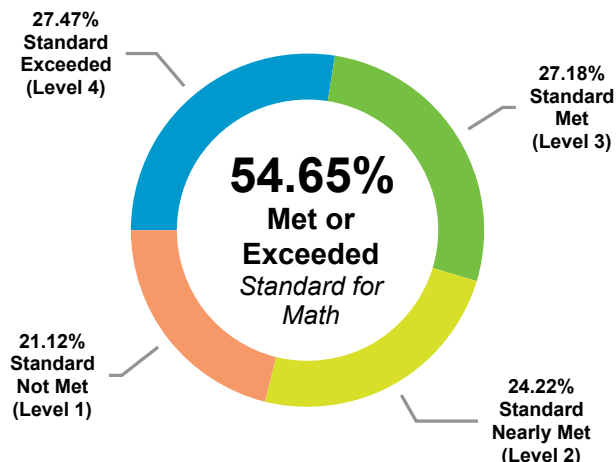
Percent of students within each achievement level



VIEW ELA DETAILED TEST RESULTS

#### Mathematics

Percent of students within each achievement level



VIEW MATH DETAILED TEST RESULTS

ADD TO COMPARE



Add this entity to comparison and find other entities to compare it to.

SCHOOL-DISTRICT-STATE COMPARISON



Search for a school to compare its results to the district and state.

CHANGE OVER TIME



View how a group/cohort of students has progressed.

PERFORMANCE TREND REPORTS



View the performance of two different student groups within a single grade over time.

RESEARCH FILES



Get files for complex analyses and customized reporting.

# English Language Arts/Literacy and Mathematics

Smarter Balanced Summative Assessments

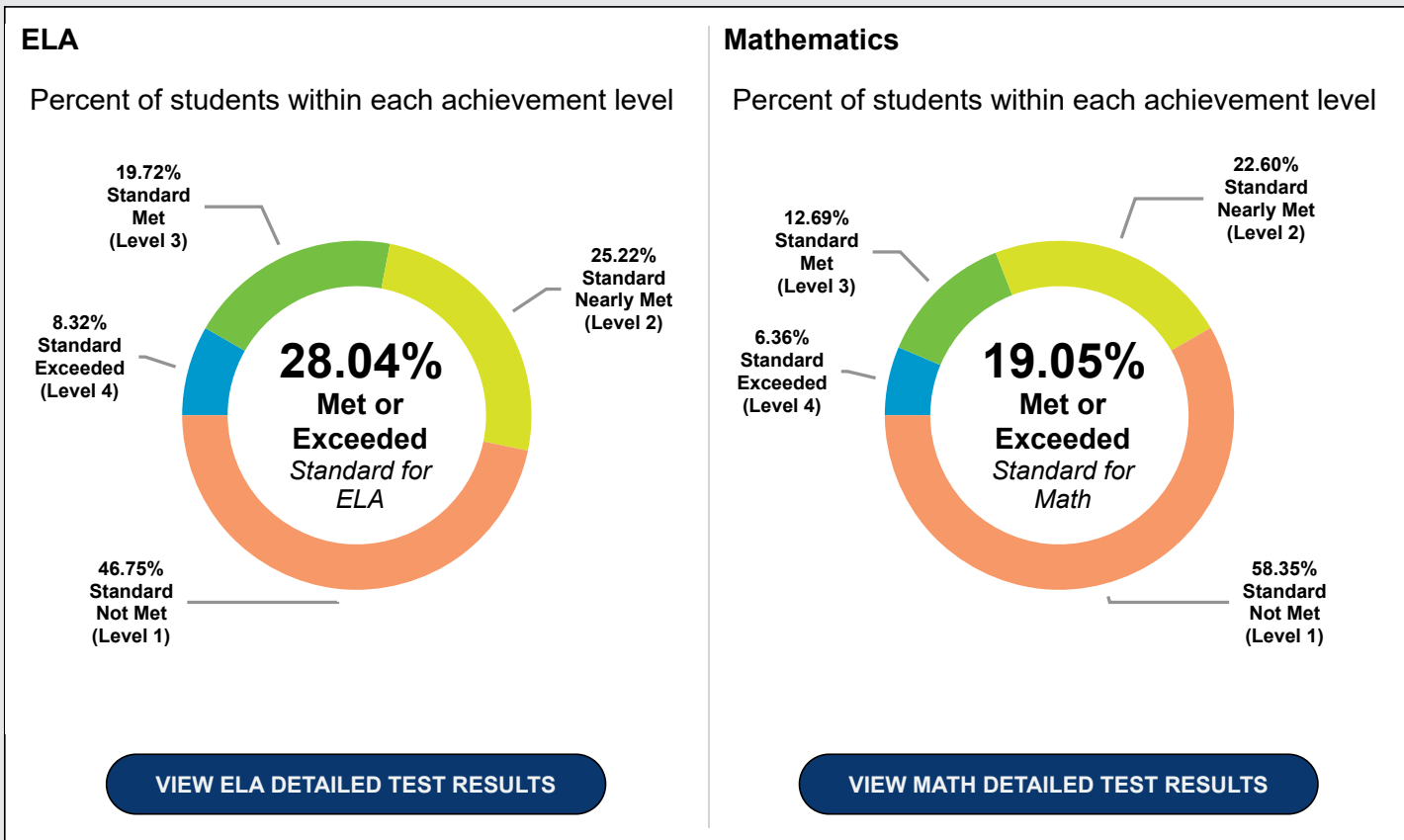
## Test Results at a Glance

District: Mt. Diablo Unified

CDS Code: 07-61754-0000000 | County: Contra Costa

### Report Options

Year:  Grade:  Student Group:  School Type:  [Selections Applied](#)



**ADD TO COMPARE** →  
Add this entity to comparison and find other entities to compare it to.

**SCHOOL-DISTRICT-STATE COMPARISON** →  
Search for a school to compare its results to the district and state.

**CHANGE OVER TIME** →  
View how a group/cohort of students has progressed.

**PERFORMANCE TREND REPORTS** →  
View the performance of two different student groups within a single grade over time.

**RESEARCH FILES** →  
Get files for complex analyses and customized reporting.

# English Language Arts/Literacy and Mathematics

Smarter Balanced Summative Assessments

## Test Results at a Glance

District: Mt. Diablo Unified

CDS Code: 07-61754-0000000 | County: Contra Costa

### Report Options

Year:

2023–24

Grade:

All Grades

Student Group:

Race and Ethnicity

Native Hawaiian or Pacific Islander

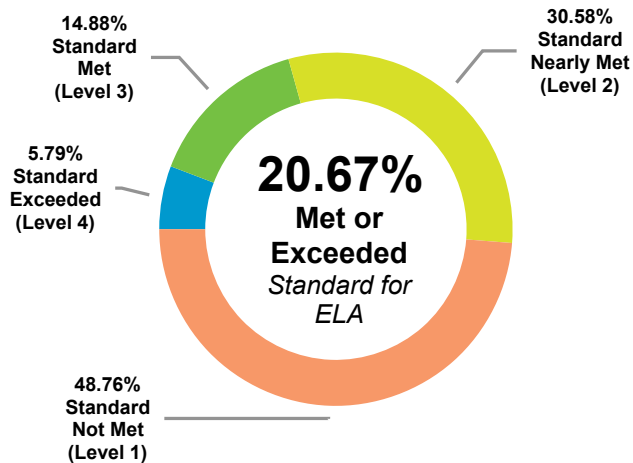
School Type:

All Schools

Selections Applied

### ELA

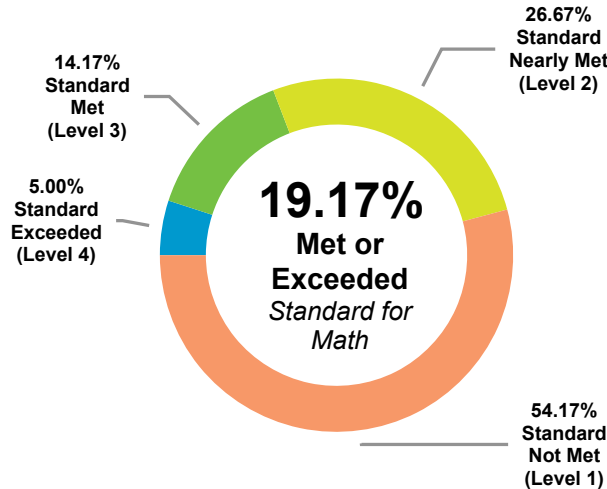
Percent of students within each achievement level



VIEW ELA DETAILED TEST RESULTS

### Mathematics

Percent of students within each achievement level



VIEW MATH DETAILED TEST RESULTS

ADD TO COMPARE →

Add this entity to comparison and find other entities to compare it to.

SCHOOL-DISTRICT-STATE COMPARISON →

Search for a school to compare its results to the district and state.

CHANGE OVER TIME →

View how a group/cohort of students has progressed.

PERFORMANCE TREND REPORTS →

View the performance of two different student groups within a single grade over time.

RESEARCH FILES →

Get files for complex analyses and customized reporting.

# English Language Arts/Literacy and Mathematics

Smarter Balanced Summative Assessments

## Test Results at a Glance

District: Mt. Diablo Unified

CDS Code: 07-61754-0000000 | County: Contra Costa

### Report Options

Year:

2023–24

Grade:

All Grades

Student Group:

Race and Ethnicity

White

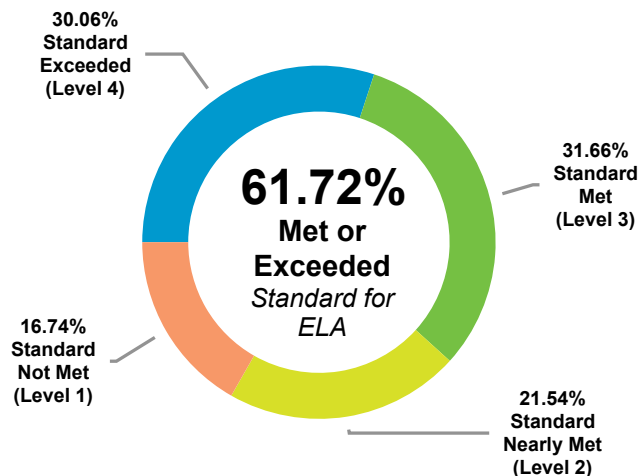
School Type:

All Schools

Selections Applied

### ELA

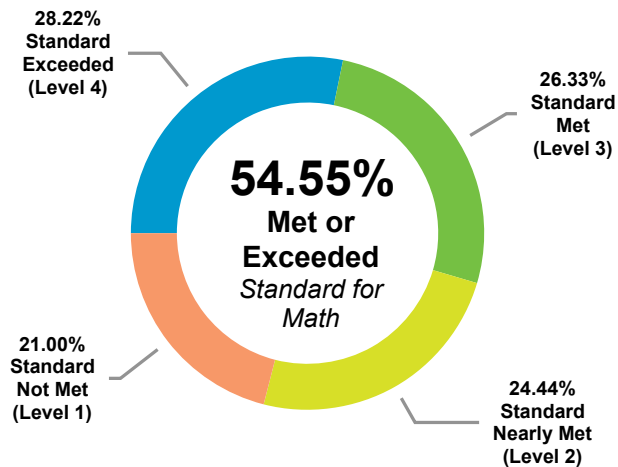
Percent of students within each achievement level



VIEW ELA DETAILED TEST RESULTS

### Mathematics

Percent of students within each achievement level



VIEW MATH DETAILED TEST RESULTS

ADD TO COMPARE →

Add this entity to comparison and find other entities to compare it to.

SCHOOL-DISTRICT-STATE COMPARISON →

Search for a school to compare its results to the district and state.

CHANGE OVER TIME →

View how a group/cohort of students has progressed.

PERFORMANCE TREND REPORTS →

View the performance of two different student groups within a single grade over time.

RESEARCH FILES →

Get files for complex analyses and customized reporting.

# English Language Arts/Literacy and Mathematics

Smarter Balanced Summative Assessments

## Test Results at a Glance

District: Mt. Diablo Unified

CDS Code: 07-61754-0000000 | County: Contra Costa

### Report Options

Year:

2023–24

Grade:

All Grades

Student Group:

Race and Ethnicity

Two or more races

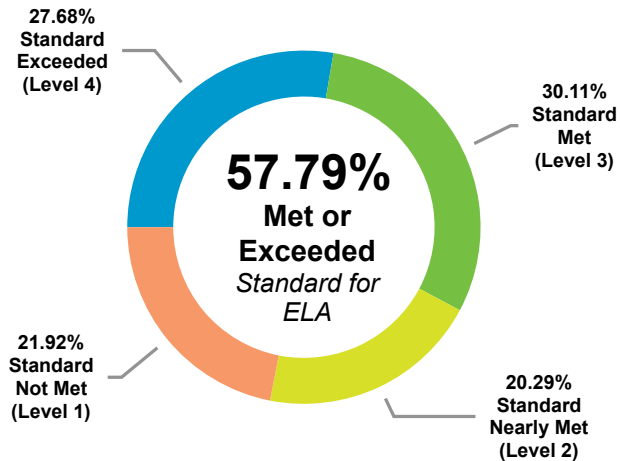
School Type:

All Schools

Selections Applied

### ELA

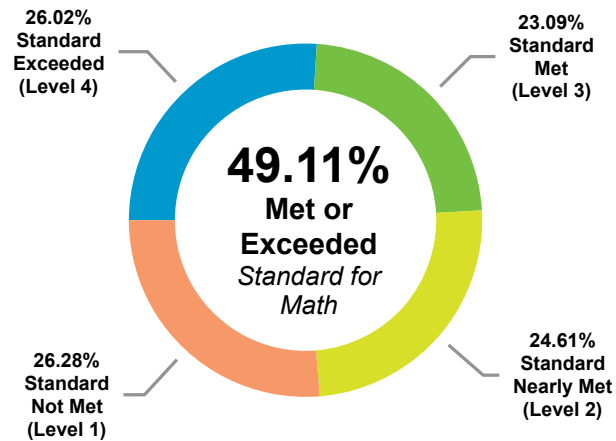
Percent of students within each achievement level



VIEW ELA DETAILED TEST RESULTS

### Mathematics

Percent of students within each achievement level



VIEW MATH DETAILED TEST RESULTS

ADD TO COMPARE



Add this entity to comparison and find other entities to compare it to.

SCHOOL-DISTRICT-STATE COMPARISON



Search for a school to compare its results to the district and state.

CHANGE OVER TIME



View how a group/cohort of students has progressed.

PERFORMANCE TREND REPORTS



View the performance of two different student groups within a single grade over time.

RESEARCH FILES



Get files for complex analyses and customized reporting.