

# Mt. Diablo Unified School District

## 2014-15 Proposed Budget Presented June 18, 2014

Dr. Nellie Meyer, Superintendent  
Nance Juner, Interim Director of  
Budget & Fiscal Services

# LCFF Summary

Mt. Diablo Unified - MDUSD Budget Adoption 14-15

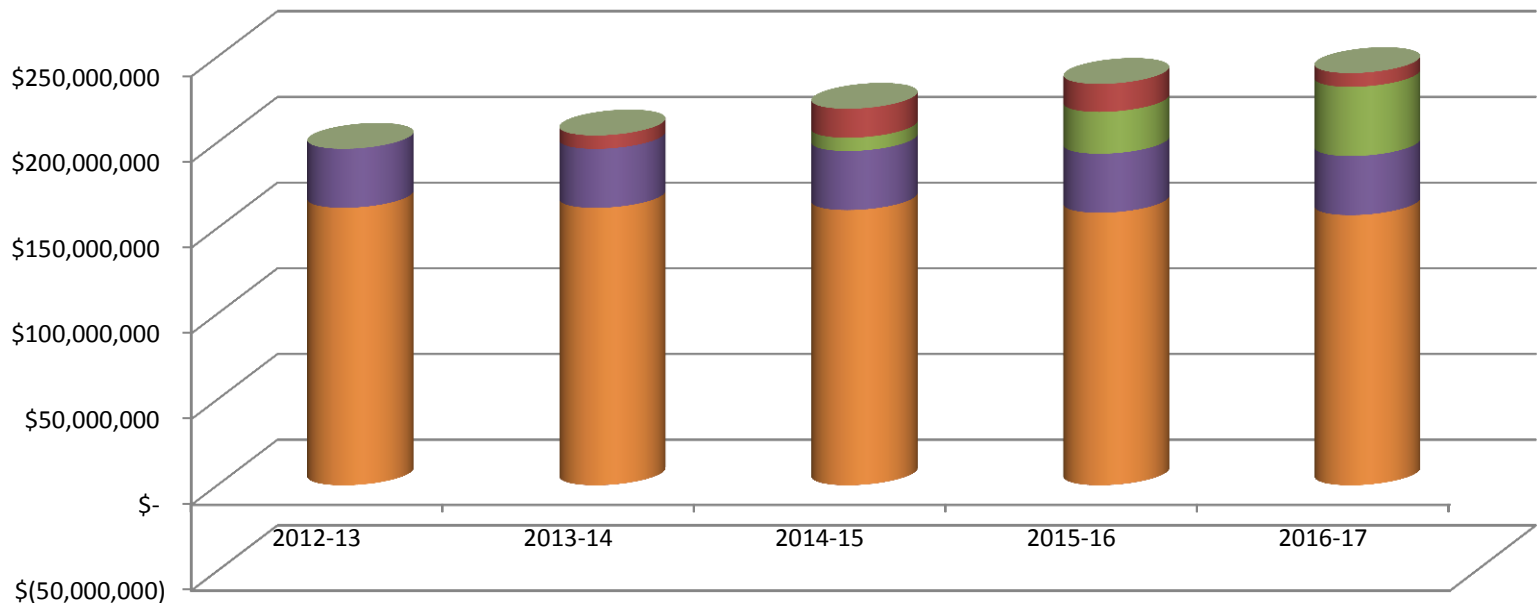
6/18/14

Summary of Funding				
	2013-14	2014-15	2015-16	2016-17
Target	\$262,766,654	\$263,002,980	\$265,925,054	\$269,546,045
Floor	196,310,956	202,785,521	217,873,440	232,485,672
CY Gap Funding	7,828,481	16,897,019	16,313,523	8,030,983
ERT	-	-	-	-
Minimum State Aid	-	-	-	-
<b>Total Phase-In Entitlement</b>	<b>\$204,139,437</b>	<b>\$219,682,540</b>	<b>\$234,186,963</b>	<b>\$240,516,655</b>

Components of LCFF By Object Code					
	2012-13	2013-14	2014-15	2015-16	2016-17
8011 - State Aid	\$34,750,482	\$86,201,073	\$102,022,112	\$116,864,921	\$123,487,643
8011 - Fair Share	-	-	-	-	-
8311 & 8590 - Categoricals	34,433,388	-	-	-	-
8012 - EPA	34,629,634	29,446,015	29,211,095	28,925,826	28,679,466
<i>Local Revenue Sources:</i>					
8021 to 8048 - Property Taxes		94,188,231	94,188,231	94,188,231	94,188,231
8096 - In-Lieu of Property Taxes		(5,695,882)	(5,738,898)	(5,792,015)	(5,838,685)
<i>Property Taxes net of in-lieu</i>	<i>92,523,824</i>	<i>88,492,349</i>	<i>88,449,333</i>	<i>88,396,216</i>	<i>88,349,546</i>
<b>TOTAL FUNDING</b>	<b>\$196,337,328</b>	<b>\$204,139,437</b>	<b>\$219,682,540</b>	<b>\$234,186,963</b>	<b>\$240,516,655</b>
<i>Excess Taxes</i>	<i>\$ -</i>	<i>\$ (0)</i>	<i>\$ (0)</i>	<i>\$ (0)</i>	<i>\$ 0</i>
<i>EPA in excess to LCFF Funding</i>	<i>\$ -</i>	<i>\$ 0</i>	<i>\$ 0</i>	<i>\$ 0</i>	<i>\$ (0)</i>

Minimum Proportionality Percentage (MPP): Summary Supplemental & Concentration Grant				
	2013-14	2014-15	2015-16	2016-17
Current year estimated supplemental and concentration grant funding in the LCAP year	\$ 11,569,557	\$ 15,722,385	\$ 17,544,555	
Current year Minimum Proportionality Percentage (MPP)		5.67%	7.33%	8.01%

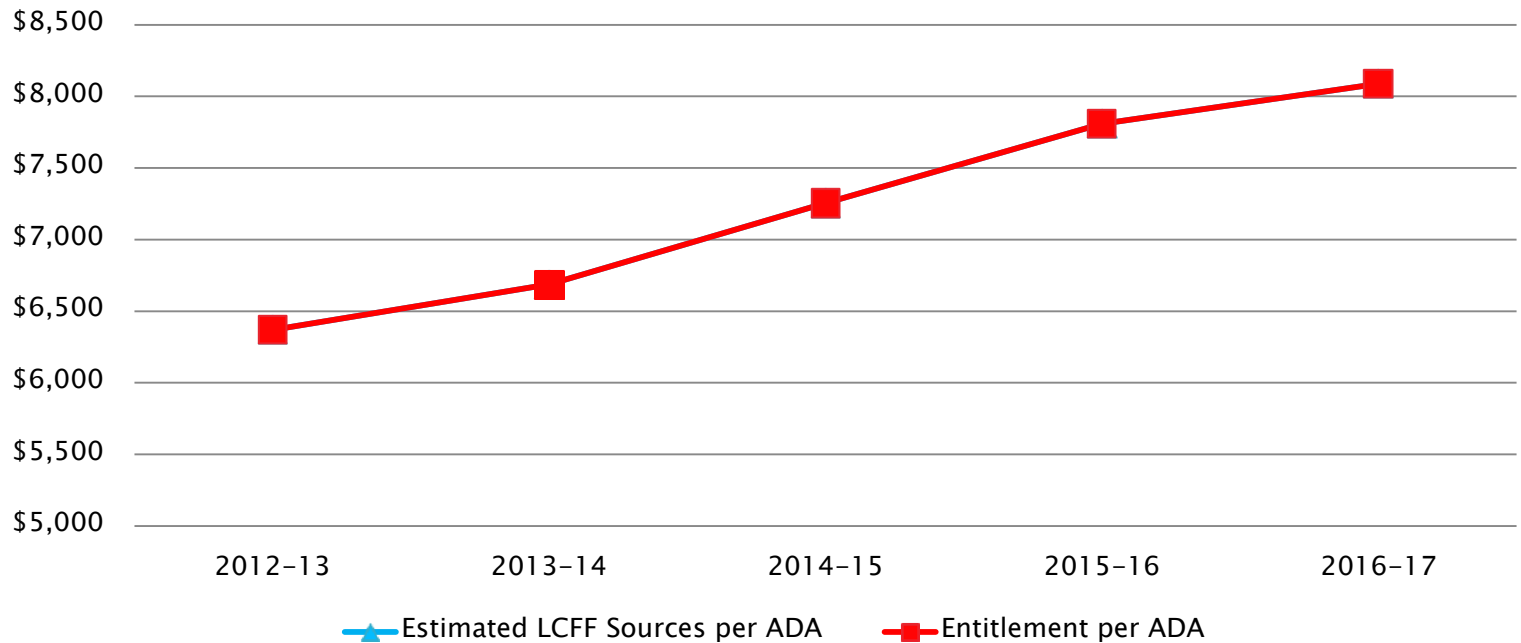
	2012-13	2013-14	2014-15	2015-16	2016-17
Excess Property Taxes	\$ -	\$ (0)	\$ (0)	\$ (0)	\$ 0
Minimum State Aid	\$ -	\$ -	\$ -	\$ -	\$ -
Economic Recovery Payment	\$ -	\$ -	\$ -	\$ -	\$ -
LCFF Target grant	\$ -	\$ -	\$ -	\$ -	\$ -
GAP funding - current year	\$ -	\$ 7,828,481	\$ 16,897,019	\$ 16,313,523	\$ 8,030,983
py LCFF gap funding * cy ADA	\$ -	\$ -	\$ 7,766,026	\$ 24,422,191	\$ 40,388,770
2012-13 Categoricals as adjusted	\$ 34,433,388	\$ 34,433,388	\$ 34,433,388	\$ 34,433,388	\$ 34,433,388
2012-13 Base entitlement	\$ 161,903,940	\$ 161,877,568	\$ 160,586,107	\$ 159,017,861	\$ 157,663,514
<b>Total General Purpose Funding</b>	<b>\$ 196,337,328</b>	<b>\$ 204,139,437</b>	<b>\$ 219,682,540</b>	<b>\$ 234,186,963</b>	<b>\$ 240,516,655</b>
Calculator tab: Recap total LCFF Proof	\$ 196,337,328 TRUE	\$ 204,139,437 TRUE	\$ 219,682,540 TRUE	\$ 234,186,963 TRUE	\$ 240,516,655 TRUE



- 2012-13 Base entitlement
- 2012-13 Categoricals as adjusted
- py LCFF gap funding \* cy ADA
- GAP funding - current year
- LCFF Target grant
- Economic Recovery Payment
- Excess Property Taxes
- Minimum State Aid

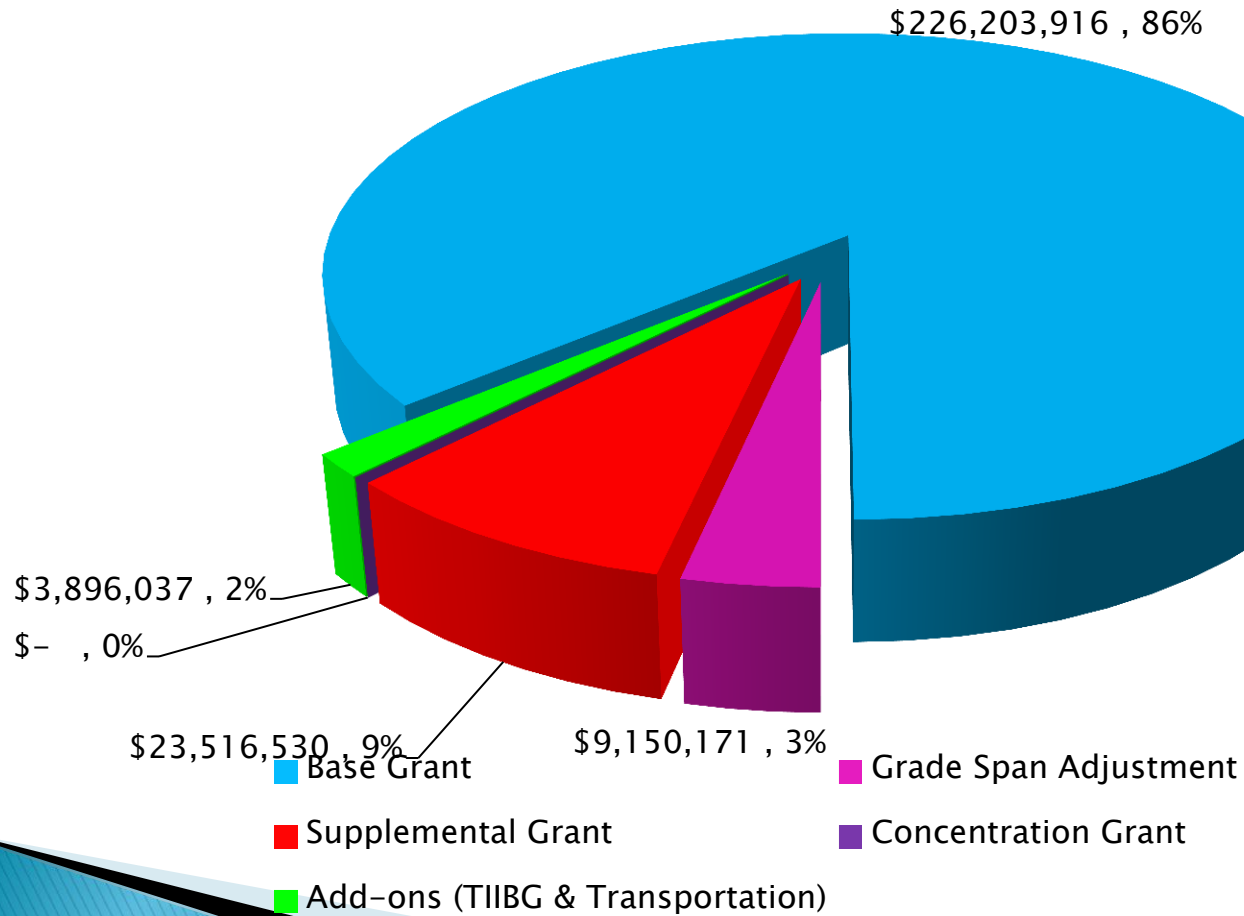
## LCFF Entitlement per ADA

	2012-13	2013-14	2014-15	2015-16	2016-17
ADA	30,819.33	30,528.94	30,285.38	29,989.62	29,734.20
Estimated LCFF Sources per ADA	\$ 6,370.59	\$ 6,686.75	\$ 7,253.75	\$ 7,808.93	\$ 8,088.89
Net Change per ADA		\$ 316.16	\$ 567.00	\$ 555.19	\$ 279.96
Net Percent Change		4.96%	8.48%	7.65%	3.59%
Estimated LCFF Entitlement per ADA	\$ 6,370.59	\$ 6,686.75	\$ 7,253.75	\$ 7,808.93	\$ 8,088.89
Net Change per ADA		\$ 316.16	\$ 567.00	\$ 555.19	\$ 279.96
Net Percent Change		4.96%	8.48%	7.65%	3.59%



## Components of LCFF Target Entitlement

Base Grant	\$ 226,203,916			
Grade Span Adjustment	\$ 9,150,171			
Supplemental Grant	\$ 23,516,530			
Concentration Grant	\$ -			
Add-ons (TIIBG & Transportation)	\$ 3,896,037			
<b>Total</b>	<b>\$ 262,766,654</b>			



# Proposed State Budget Items

- ▶ Increase in STRS employer contribution over the next eight years – from 8.25% in 13/14 to 19.10% in 20/21
- ▶ Required Minimum Reserve of 3% – now being proposed to have a Maximum of 6%

# Questions?

- ▶ The complete 2014/15 Budget will be available at the district in the Fiscal Services department on Monday, June 23 as well as an attachment to the board agenda docket for the June 25, 2014 meeting.
  - ▶ Thank you to my staff for their hard work and to all the people who supported this process.
- 