




CEF EDUCATION PRICE LIST-JANUARY 2024



DESKS		ESTO			
		Tier 1 0-24	Tier 2 25-249	Tier 3 250-499	Tier 4 500+
		LIST	LIST	LIST	LIST
ESTO HPL on Baltic Birch XXXX-Laminate Code See Below	ESTO-HYVE-PLY-XXXX	\$392.00	\$392.00	\$392.00	\$392.00
	ESTO-RECT-PLY-XXXX	\$436.00	\$436.00	\$436.00	\$436.00
	ESTO-HRGL-PLY-XXXX	\$436.00	\$436.00	\$436.00	\$436.00
	ESTO-TRGL-PLY-XXXX	\$352.00	\$352.00	\$352.00	\$352.00
ESTO Fenix on Baltic Birch XXXX-Fenix Color Code	ESTO-HYVE-PLY-FNX-XXXX	\$462.00	\$462.00	\$462.00	\$462.00
	ESTO-RECT-PLY-FNX-XXXX	\$490.00	\$490.00	\$490.00	\$490.00
	ESTO-HRGL-PLY-FNX-XXXX	\$490.00	\$490.00	\$490.00	\$490.00
	ESTO-TRGL-PLY-FNX-XXXX	\$406.00	\$406.00	\$406.00	\$406.00
Fenix Laminate Codes:	BLSB-Blu Shaba, BARZ-Beige Arizona, GGAR-Grigio Aragona, VLOR-Viola Orissa, VDKM-Verde Kitami, GGES-Grigio Efeso				
ESTO HPL on Particle Board Board w/ T-Molding xxxx-laminate xxx-edge color See Below	ESTO-HYVE-HPL-XXXX-XXX	\$424.00	\$424.00	\$424.00	\$424.00
	ESTO-RECT-HPL-XXXX-XXX	\$460.00	\$460.00	\$460.00	\$460.00
	ESTO-HRGL-HPL-XXXX-XXX	\$460.00	\$460.00	\$460.00	\$460.00
	ESTO-TRGL-HPL-XXXX-XXX	\$326.00	\$326.00	\$326.00	\$326.00
HPL Laminate Codes:	OYGR-Oyster Grey, FSHX-Folkstone Hex, WMPL-Waxed Maple, WWBP-White Washed Birchply, CTWD-Cascara Teakwood, CNCH-Cenizo Cherry, DNMP-Danish Maple, WHDP-White Drops, TRLN-Tailored Linen, CTCL-Cotton Cloth, GLSC-Glass Cloth, WLNC-Woolen Cloth, CBBF-Chambray Fabric, SHFB-Sheer Fabric				
T-Molding Codes:	SBL-Sky Blue, LGR-Lime Green, PRP-Purple, RBL-Royal Blue, ORG-Orange, RED-Red, BYL-Banana Yellow, LGS-Liquid Glass, CHR-Charcoal, SMK-Smoke, PLT-Platinum, PTY-Putty				
Options:					
Leg Backpack (Gusset) Hook	G-All legs have a gusset/1G-Only one leg per desk with gusset/NG-No Gusset on desk	N/A	N/A	N/A	N/A
Gratnell's Plastic 3" Tray	Gratnell's Plastic Tray	\$62.00	\$62.00	\$62.00	\$62.00
Metal Book Box	Metal Book Box	\$62.00	\$62.00	\$62.00	\$62.00
Caster Colors:	WHT-White, SBL-Sky Blue, LGS-Liquid Glass, PTY-Grey/Putty, BKS-Black, LGR-Lime Green	N/A	N/A	N/A	N/A
	RBL-Royal Blue, NSG-Dark Grey	N/A	N/A	N/A	N/A
Caster Set of 2	CSTR-ESTO-XXX-Logo-SO2 (XXX-Color Code)	\$44.00	\$44.00	\$44.00	\$44.00
Caster Set of 3	CSTR-ESTO-XXX-Logo-SO3 (XXX-Color Code)	\$66.00	\$66.00	\$66.00	\$66.00
Caster Set of 4	CSTR-ESTO-XXX-Logo-SO4 (XXX-Color Code)	\$86.00	\$86.00	\$86.00	\$86.00
TABLES		ESTO			
		Tier 1 0-24	Tier 2 25-249	Tier 3 250-499	Tier 4 500+
		LIST	LIST	LIST	LIST
ESTO HPL on Baltic Birch XXXX Color Code	ESTO-HYVE-Table-PLY-XXXX (see color codes above)	\$1,066.00	\$1,066.00	\$1,066.00	\$1,066.00
	ESTO-RECT-Table-PLY-XXXX (see color codes above)	\$670.00	\$670.00	\$670.00	\$670.00
	ESTO-HRGL-Table-PLY-XXXX (see color codes above)	\$948.00	\$948.00	\$948.00	\$948.00
ESTO Fenix on Baltic Birch XXXX- Fenix Color Code	ESTO-HYVE-Table-FNX-XXXX (see color codes above)	\$1,280.00	\$1,280.00	\$1,280.00	\$1,280.00
	ESTO-RECT-Table-FNX-XXXX (see color codes above)	\$780.00	\$780.00	\$780.00	\$780.00
	ESTO-HRGL-Table-FNX-XXXX (see color codes above)	\$1,164.00	\$1,164.00	\$1,164.00	\$1,164.00
ESTO HPL on Particle Board Board w/ T-Molding	ESTO-HYVE-Table-HPL-XXXX-XXX (see color codes above)	\$1,026.00	\$1,026.00	\$1,026.00	\$1,026.00
	ESTO-RECT-Table-HPL-XXXX-XXX (see color codes above)	\$700.00	\$700.00	\$700.00	\$700.00
	ESTO-HRGL-Table-HPL-XXXX-XXX (see color codes above)	\$906.00	\$906.00	\$906.00	\$906.00
Table Options:					
Caster Set of 4	CSTR-ESTO-XXX-Logo-SO4 (XXX-Color Code)	\$86.00	\$86.00	\$86.00	\$86.00
Caster Set of 6-HYVE Only	CSTR-ESTO-XXX-Logo-SO6 (XXX-Color Code)-HYVE Only	\$128.00	\$128.00	\$128.00	\$128.00
2 STUDENT TEAM TABLE		ESTO			
		Tier 1 0-24	Tier 2 25-249	Tier 3 250-499	Tier 4 500+
		LIST	LIST	LIST	LIST
xxxx-laminate xxx-edge color	ESTO-26-3060-TEAM TABLE-GLD-FNX-XXXX (Fenix Top on Baltic Birch/Glides Only)	\$1,122.00	\$1,122.00	\$1,122.00	\$1,122.00
	ESTO-26-3060-TEAM TABLE-GLD-HPL-XXXX-XXX (HPL Top w/T-Molding/Glides Only)	\$916.00	\$916.00	\$916.00	\$916.00
	ESTO-26-3060-TEAM TABLE-GLD-PLY-XXXX (HPL Top on Baltic Birch/Glides Only)	\$1,018.00	\$1,018.00	\$1,018.00	\$1,018.00
xxxx-laminate xxx-edge color	ESTO-26-3072-TEAM TABLE-GLD-FNX-XXXX (Fenix Top on Baltic Birch/Glides Only)	\$1,222.00	\$1,222.00	\$1,222.00	\$1,222.00
	ESTO-26-3072-TEAM TABLE-GLD-HPL-XXXX-XXX (HPL Top w/T-Molding/Glides Only)	\$976.00	\$976.00	\$976.00	\$976.00
	ESTO-26-3072-TEAM TABLE-GLD-PLY-XXXX (HPL Top on Baltic Birch/Glides Only)	\$1,098.00	\$1,098.00	\$1,098.00	\$1,098.00
xxxx-laminate xxx-edge color	ESTO-30-3060-TEAM TABLE-CSR-FNX-XXXX (Fenix Top on Baltic Birch/Glides Only)	\$1,118.00	\$1,118.00	\$1,118.00	\$1,118.00
	ESTO-30-3060-TEAM TABLE-CSR-HPL-XXXX-XXX (HPL Top w/T-Molding/Casters)	\$1,016.00	\$1,016.00	\$1,016.00	\$1,016.00
	ESTO-30-3060-TEAM TABLE-CSR-PLY-XXXX (HPL Top on Baltic Birch/Glides Only)	\$1,118.00	\$1,118.00	\$1,118.00	\$1,118.00
xxxx-laminate xxx-edge color	ESTO-30-3060-TEAM TABLE-GLD-FNX-XXXX (Fenix Top on Baltic Birch/Glides Only)	\$1,140.00	\$1,140.00	\$1,140.00	\$1,140.00
	ESTO-30-3060-TEAM TABLE-GLD-HPL-XXXX-XXX (HPL Top w/T-Molding/Glides)	\$934.00	\$934.00	\$934.00	\$934.00
	ESTO-30-3060-TEAM TABLE-GLD-PLY-XXXX (HPL Top on Baltic Birch/Glides Only)	\$1,036.00	\$1,036.00	\$1,036.00	\$1,036.00
xxxx-laminate xxx-edge color	ESTO-30-3072-TEAM TABLE-CSR-FNX-XXXX (Fenix Top on Baltic Birch/Glides Only)	\$1,324.00	\$1,324.00	\$1,324.00	\$1,324.00
	ESTO-30-3072-TEAM TABLE-CSR-HPL-XXXX-XXX (HPL Top w/T-Molding/Casters)	\$1,076.00	\$1,076.00	\$1,076.00	\$1,076.00
	ESTO-30-3072-TEAM TABLE-CSR-PLY-XXXX (HPL Top on Baltic Birch/Glides Only)	\$1,198.00	\$1,198.00	\$1,198.00	\$1,198.00
xxxx-laminate xxx-edge color	ESTO-30-3072-TEAM TABLE-GLD-FNX-XXXX (Fenix Top on Baltic Birch/Glides Only)	\$1,240.00	\$1,240.00	\$1,240.00	\$1,240.00
	ESTO-30-3072-TEAM TABLE-GLD-HPL-XXXX-XXX (HPL Top w/T-Molding/Glides)	\$992.00	\$992.00	\$992.00	\$992.00
	ESTO-30-3072-TEAM TABLE-GLD-PLY-XXXX (HPL Top on Baltic Birch/Glides Only)	\$1,116.00	\$1,116.00	\$1,116.00	\$1,116.00
xxxx-laminate xxx-edge color	ESTO-34-3060-TEAM TABLE-CSR-FNX-XXXX (Fenix Top on Baltic Birch/Glides Only)	\$1,040.00	\$1,040.00	\$1,040.00	\$1,040.00
	ESTO-34-3060-TEAM TABLE-CSR-HPL-XXXX-XXX (HPL Top w/T-Molding/Casters Only)	\$1,034.00	\$1,034.00	\$1,034.00	\$1,034.00
	ESTO-34-3060-TEAM TABLE-CSR-PLY-XXXX (HPL Top on Baltic Birch/Glides Only)	\$1,136.00	\$1,136.00	\$1,136.00	\$1,136.00
xxxx-laminate xxx-edge color	ESTO-34-3072-TEAM TABLE-CSR-FNX-XXXX (Fenix Top on Baltic Birch/Glides Only)	\$1,398.00	\$1,398.00	\$1,398.00	\$1,398.00
	ESTO-34-3072-TEAM TABLE-CSR-HPL-XXXX-XXX (HPL Top w/T-Molding/Casters Only)	\$1,150.00	\$1,150.00	\$1,150.00	\$1,150.00
	ESTO-34-3072-TEAM TABLE-CSR-PLY-XXXX (HPL Top on Baltic Birch/Glides Only)	\$1,272.00	\$1,272.00	\$1,272.00	\$1,272.00
Top Color Options:	OYGR-Oyster Grey, FSHX-Folkstone Hex, WMPL-Waxed Maple, WWBP-White Washed Birchply, CTWD-Cascara Teakwood, CNCH-Cenizo Cherry, DNMP-Danish Maple, WHDP-White Drops, TRLN-Tailored Linen, CTCL-Cotton Cloth, GLSC-Glass Cloth, WLNC-Woolen Cloth, CBBF-Chambray Fabric, SHFB-Sheer Fabric				
Options:					
Gratnell's Plastic 3" Tray	Gratnell's Plastic Tray (2 per table)	\$62.00	\$62.00	\$62.00	\$62.00
Metal Book Box	Metal Book Box (2 per table)	\$62.00	\$62.00	\$62.00	\$62.00
Modesty Panel	ESTO-3060-TEAM TABLE-MPNL-XXXX (Enter Color Code from above)	\$162.00	\$162.00	\$162.00	\$162.00
	ESTO-3072-TEAM TABLE-MPNL-XXXX (Enter Color Code from above)	\$184.00	\$184.00	\$184.00	\$184.00
Undermount Electrical Cable Management Tray	UME	\$120.00	\$120.00	\$120.00	\$120.00
	CMT	\$70.00	\$70.00	\$70.00	\$70.00



I/EDGE TABLE



INVERSE TABLE

	INVERSE TOP OPTIONS:	LIST							
ESTO Wave Top 30x50	ESTO-HPL-WAVE-3050-XXXX-XXX (High-Pressure Laminate w/T-Molding)	\$310.00							
	ESTO-PLY-WAVE-3050-XXXX (High-Pressure Laminate on Baltic Birch)	\$340.00							
	ESTO-FNX-WAVE-3050-XXXX (Fenix on Baltic Birch)	\$440.00							
ESTO Wave Top 30x60	ESTO-HPL-WAVE-3060-XXXX-XXX (High-Pressure Laminate w/T-Molding)	\$310.00							
	ESTO-PLY-WAVE-3060-XXXX (High-Pressure Laminate on Baltic Birch)	\$340.00							
	ESTO-FNX-WAVE-3060-XXXX (Fenix on Baltic Birch)	\$440.00							
ESTO Rectangle Top 30x50	ESTO-HPL-RECT-3050-XXXX-XXX (High-Pressure Laminate w/T-Molding)	\$310.00							
	ESTO-PLY-RECT-3050-XXXX (High-Pressure Laminate on Baltic Birch)	\$340.00							
	ESTO-FNX-RECT-3050-XXXX (Fenix on Baltic Birch)	\$440.00							
ESTO Rectangle Top 30x60	ESTO-HPL-RECT-3060-XXXX-XXX (High-Pressure Laminate w/T-Molding)	\$310.00							
	ESTO-PLY-RECT-3060-XXXX (High-Pressure Laminate on Baltic Birch)	\$340.00							
	ESTO-FNX-RECT-3060-XXXX (Fenix on Baltic Birch)	\$440.00							
INVERSE BASE OPTIONS:		LIST							
ESTO Inverse 30" Base Options	ESTO-30-INV-FCS-XXX (Full Cabinet Shelves)	\$1,310.00							
	ESTO-30-INV-SSHV-XXX (Split Shelves)	\$1,350.00							
	ESTO-30-INV-BNSV-XXX (Half Bins/Half Shelves)	\$1,370.00							
	ESTO-30-INV-CUB-XXX (Half Bins/Half Open Cubby with backpack hooks)	\$1,370.00							
	ESTO-30-INV-10BN-XXX (All Bins-Qty. 4 Deep 6" Bins/Qty.6 Shallow 3" Bins)	\$1,390.00							
ESTO Inverse 34" Base Options	ESTO-34-INV-FCS-XXX (Full Cabinet Shelves)	\$1,480.00							
	ESTO-34-INV-SSHV-XXX (Split Shelves)	\$1,550.00							
	ESTO-34-INV-BNSV-XXX (Half Bins/Half Shelves)	\$1,570.00							
	ESTO-34-INV-CUB-XXX (Half Bins/Half Open Cubby with backpack hooks)	\$1,570.00							
	ESTO-34-INV-10BN-XXX (All Bins-Qty. 4 Deep 6" Bins/Qty.6 Shallow 3" Bins)	\$1,600.00							
ESTO Inverse 42" Base Options	ESTO-42-INV-FCS-XXX (Full Cabinet Shelves)	\$1,660.00							
	ESTO-42-INV-SSHV-XXX (Split Shelves)	\$1,710.00							
	ESTO-42-INV-BNSV-XXX (Half Bins/Half Shelves)	\$1,740.00							
	ESTO-42-INV-CUB-XXX (Half Bins/Half Open Cubby with backpack hooks)	\$1,740.00							
	ESTO-42-INV-10BN-XXX (All Bins-Qty. 4 Deep 6" Bins/Qty.6 Shallow 3" Bins)	\$1,770.00							
Magnetic Dry Erase Board	DEB-1632-WH (Available on ESTO 42" H Only)	\$150.00							
Top Laminate Codes:	OYGR-Oyster Grey, FSHX-Folkstone Hex, WMPL-Waxed Maple, WWBP-White Washed Birchply CTWD-Cascara Teakwood, CNCH-Cenizo Cherry, DNMP-Danish Maple, WHDP-White Drops TRLN-Tailored Linen, CTCL-Cotton Cloth, GLSC-Glass Cloth, WLNC-Woolen Cloth, CBFB-Chambray Fabric, SHFB-Sheer Fabric								
T-Molding Codes:	SBL-Sky Blue, LGR-Lime Green, PRP-Purple, RBL-Royal Blue, ORG-Orange, RED-Red, BYL-Banana Yellow, LGS-Liquid Glass, CHR-Charcoal, SMK-Smoke, PLT-Platinum, PTY-Putty								
Base Laminate Colors:	BKS-Black, WBS-Woolamir Brush, MBS-Maroochy Brush, BBS-Birchbark, OCS-Ocean, DBS-Dogbone White, EGS-Eggplant, SPS-Sprout, TGS-Tangerine, LGS-Liquid Glass, WSS-Wintersky PSS-Paintscrape Steel, NSS-Northsea Grey, HDP-Happy Dots, LSS-Layered Sand, WGS-Grey FHS-Folkstone Hex, TRLN-Tailored Linen, CGS-Concord Grape								



ED TABLE SERIES	MODEL # (XXX=Finish)	PRODUCT DESCRIPTION	LIST PRICE
ORIGINAL	ED-36-XXX-XXX	ED TABLE-36" Height 84L x 48W x 36H Comes with 6 stools, 6 Storage bins with lids, trash bins, and 2 built in outlets on top - 1AC / 2USB in each outlet. 1.5" UV Coated Anti-Microbial Butcher Block Top in Maple, Walnut, or Mixed Species. High Pressure Laminate Base. Please enter 3 digit code for base color and top type. For HPL tops, please list color code.	\$7,608
	ED-42-XXX-XXX	ED TABLE-42" Height 84L x 48W x 42H Comes with 6 stools, 8 Storage bins with lids, trash bins, and 2 built in outlets on top - 1AC / 2USB in each outlet. 1.5" UV Coated Anti-Microbial Butcher Block Top in Maple, Walnut, or Mixed Species. High Pressure Laminate Base. Please enter 3 digit code for base color and top type. For HPL tops, please list color code.	\$8,114
ED DOUBLE	EDL-36-XXX-XXX	ED DOUBLE STORAGE-36" Height 84L x 48W x 36H Comes with 6 metal stools, 12 Storage bins with lids, and 2 flush mount pop up electrical units - 1AC/2USB in each outlet. 1.5" UV Coated Anti-Microbial Butcher Block Top in Maple, Walnut, or Mixed Species. High Pressure Laminate Base. Please enter 3 digit code for base color and top type. For HPL tops, please list color code.	\$8,370
	EDL-42-XXX-XXX	ED DOUBLE STORAGE-42" Height 84L x 48W x 42H Comes with 6 metal stools, 16 Storage bins with lids, and 2 flush mount pop up electrical units - 1AC/2USB in each outlet. 1.5" UV Coated Anti-Microbial Butcher Block Top in Maple, Walnut, or Mixed Species. High Pressure Laminate Base. Please enter 3 digit code for base color and top type. For HPL tops, please list color code.	\$8,625
ED8	ED8-36-XXX-XXX	ED 8 SEATER-36" Height 84L x 48W x 36H Comes with 8 metal stools, 6 Storage bins with lids, and 2 flush mount pop up outlets on top-2AC/2USB in each outlet, plus 1HDMI/1 VGA. 1.5" UV Coated Anti-Microbial Butcher Block Top in Maple, Walnut, or Mixed Species. High Pressure Laminate Base. Please enter 3 digit code for base color and top type. For HPL tops, please list color code.	\$8,887
	ED8-42-XXX-XXX	ED 8 SEATER-42" Height 84L x 48W x 42H Comes with 8 metal stools, 8 Storage bins with lids, and 2 flush mount pop up outlets on top-2AC/2USB in each outlet, plus 1HDMI/1 VGA. 1.5" UV Coated Anti-Microbial Butcher Block Top in Maple, Walnut, or Mixed Species. High Pressure Laminate Base. Please enter 3 digit code for base color and top type. For HPL tops, please list color code.	\$9,142
ED TABLE TOP OPTIONS & UPGRADES			
Maple Butcher Block	MPL	1.5" UV Coated Anti-Microbial Solid Maple Butcher Block Top.	\$0
Walnut Butcher Block-NEW!	WAL	1.5" UV Coated Anti-Microbial Solid Walnut Butcher Block Top.	\$0
Mixed Species Butcher Block-NEW!	MIX	1.5" UV Coated Anti-Microbial Solid Walnut & Maple Butcher Block Top.	\$0
Tough Top	TT	1" powder coated MDF substrate, antimicrobial, seamless finish-no edge banding or T-Molding. Colors: Northsea Grey, Grey, Black, Storm Cloud (Blue/Grey) (deduction)	-\$600
High Pressure Laminate-NEW COLORS!	HPL	HP Laminate T-Molded in matching color (deduction) Colors available: Black (BKS), Northsea Grey (NSS), Grey (WGS), Folkstone Hex (FHS), Tailored Linen (TLS), Whitewash Birchply (WWBP), Cascara Teakwood (CTWD), Dogbone White (DBS), Cenizo Cherry (CNCH), Wintersky (WSS).	-\$660
Edge Banding Colors		RD-Red, BY-Banana Yellow, OR-Orange, RB-Royal Blue SB-Sky Blue, LG-Lime Green, GR-Grey, PR-Purple, BK-Black, LGS-Liquid Glass, PLT-Platinum, CHR-Charcoal, PTY-Putty, SMK-Smoke	
Chemical Resistant	CT	1" Phenolic Core with Chemical Resistant Laminate Top in Black Finish	\$1,283
Food Grade Stainless Steel (304)	SS	1.5" Stainless Steel Food Grade 304-Request a quote for most current pricing. Requires UME electrical. No flush mount available.	CALL
Remove Electrical	RE	Remove electrical component (deduction)	-\$390
Undermount Electrical	UME	Undermount Electrical (2AC/2USB) 2-Tamper-resistant AC receptacles, 1-4.2A USB Module with 2 ports, 10ft 14AWG x 3C SJT power cord, 15A rating, Satin Aluminum Finish.	\$120
Locking Doors	LK	Heavy duty combination cam lock with master key override for doors on each side	\$200
Backpack hooks (set of 4)	BH4	Backpack hooks (set of 4)	\$204
Backpack hooks (set of 6)	BH6	Backpack hooks (set of 6)	\$307
Backpack hooks (set of 8)	BH8	Backpack hooks (set of 8)	\$412
Pegboard	PEG-1216-XX	12x16 Black Metal Pegboard. Scratch-resistant powder-coated finish. 20-gauge steel. 5 standard hooks included. Accepts conventional 1/2" standard pegboard hooks. Available in 6 colors: Black (BK), Red (RD), Purple (PR), Royal Blue (RB), Silver (SV), Orange (OR) ONLY SOLD WITH CEF TABLES	\$84
Ping Pong Kit	PPK-XX	48W X 6"H-3-piece kit includes 2 support clamps and 1 polycarbonate center piece. (Paddles & balls not included) ONLY SOLD WITH CEF TABLES Offered in 6 colors: SV-Silver, BK-Black, PL-Purple, RD-Red, RB-Royal Blue, OR-Orange	\$250

Robotics Bumper Kit



RBK-4884-XX (color code)

48Wx84L-10 piece kit includes four metal corners, four polycarbonate/magnetized sides, and two support clamps (for long sides). Kit fits onto 1.5" Thick top to create a secure bumper kit for robotics in the classroom. **ONLY SOLD WITH CEF TABLES**
Offered in 6 colors: **SV**-Silver, **BK**-Black, **PL**-Purple, **RD**-Red, **RB**-Royal Blue, **OR**-Orange

\$913

Laminate Color Choices:

Please enter finish code on order as listed:




- BKS** Black-Standard Matte Finish with Black Edge
- WBS** Woolamal Brush-Standard Matte Finish with Northsea Grey Edge
- MBS** Maroochy Brush-Standard Matte Finish with Northsea Grey Edge *(While Supplies Last)*
- BBS** Birchbark-Standard Matte Finish with Northsea Grey Edge
- OCS** Ocean-Standard Matte Finish with Northsea Grey Edge
- DBS** Dogbone White Standard Matte Finish with Grey Edge *(While Supplies Last)*
- EGS** Eggplant-Standard Matte Finish with Northsea Grey Edge *(While Supplies Last)*
- SPS** Sprout-Standard Matte Finish with Northsea Grey Edge *(While Supplies Last)*
- TGS** Tangerine-Standard Matte Finish with Northsea Grey Edge *(While Supplies Last)*
- LGS** Liquid Glass-Standard Matte Finish with Northsea Grey Edge
- WSS** Wintersky-Standard Matte Finish with Northsea Grey Edge
- PSS** Paint Scrape Steel-Standard Matte Finish with Northsea Grey Edge
- NSS** Northsea Grey-Standard Matte Finish with Northsea Grey Edge
- HDP** Happy Dots-Standard Matte Finish with Grey Edge
- LSS** Layered Sand-Standard Matte Finish with Grey Edge
- WGS** Grey-Standard Matte Finish with Grey Edge
- FHS** Folkstone Hex-Standard Matte Finish with Northsea Grey Edge
- TRLN** Tailored Linen-Standard Matte Finish with Northsea Grey Edge-**New Color!**
- CGS** Concord Grape-Standard Matte Finish with Northsea Grey Edge-**New Color!**



Stool Color Options:(24" for 36" Ed Table/30" for 42" ED Table)



- XX**=Color Code
- MS-XX-24/30** Metal Stool Color Options 24" or 30" (24" Stools Ships with 36" ED/30" Stools Ships with 42" ED)
- Color Selections:**
- SC**-Storm Cloud, **RS**-Raw Steel, **TB**-Teal Blue, **PL**-Purple, **SV**-Silver, **WH**-White
- BK**-Black, **GR**-Green, **YL**-Yellow, **RD**-Red, **RB**-Royal Blue, **OR**-Orange *(Mint Green and Copper have been discontinued)*

LIMBER	PRODUCT DESCRIPTION	LIST
 <p>LMBR-TABLE-XXX-XX XXX=Laminate Color Code XX=Tough Top Color Code</p>	<p>Limber-Height Adjustable, Tilting Table. Height Range 30"-48" in standard table position. Width with top tilted-33"W to allow for mobility through standard doorways. CEF Tough Top dimension 42x72-1" powder coated MDF substrate, antimicrobial, seamless finish which requires no edge banding or T-Molding. Open cabinet center storage pass through design with one height adjustable center shelf. Alternating side storage compartments per side with 4 Grattnell's storage trays per compartment (1-6 inch tray and 3-3 inch trays). Base is offered in 16 standard high pressure laminate finishes. Top is offered in 4 Tough Top color options or White Dry Erase. See color charts below for selections.</p>	\$4,800
	<p>LMBR-CAB-DOOR-KIT-XXX</p> <p>Includes: Double cabinet doors for center (2 per side) and Bin compartment doors (1 per side)</p>	\$680
	<p>ELC-U6</p> <p>Two electrical units per Limber, flush mounted to the back panel on storage bin sides. 2AC / 2USB per unit.</p>	\$176
	<p>GR-LF1-LID8</p> <p>Qty. 8 Clip on Lids for Grattnell's Tray</p>	\$101
 <p>PEG-1216-XX</p>	<p>12x16 Black Metal Pegboard. Scratch-resistant powder-coated finish. 20-gauge steel. 5 standard hooks included. Accepts conventional 1/2" standard pegboard hooks. Available in 6 colors: Black (BK), Red (RD), Purple (PR), Royal Blue (RB), Silver (SV), Orange (OR) ONLY SOLD WITH CEF TABLES</p>	\$84
 <p>Tough Top</p>	<p>NS-Northsea Grey, SC-Storm Cloud, GR-Grey, BK-Black,</p>	
	<p>HPL Dry Erase</p> <p>DE-High Pressure Laminate White Dry Erase with color edge banding</p>	
	<p>Edge Banding Colors</p> <p>RD-Red, BY-Banana Yellow, OR-Orange, RB-Royal Blue SB-Sky Blue, LG-Lime Green, GR-Grey, PR-Purple, BK-Black, LGS-Liquid Glass, PLT-Platinum, CHR-Charcoal, PTY-Putty, SMK-Smoke</p>	

Laminate Color Choices:



- BKS** Black-Standard Matte Finish with Black Edge
- WBS** Woolama Brush-Standard Matte Finish with Northsea Grey Edge
- MBS** Maroochy Brush-Standard Matte Finish with Northsea Grey Edge (While Supplies Last)
- BBS** Birchbark-Standard Matte Finish with Northsea Grey Edge
- OCs** Ocean-Standard Matte Finish with Northsea Grey Edge
- DBS** Dogbone White Standard Matte Finish with Grey Edge (While Supplies Last)
- EGS** Eggplant-Standard Matte Finish with Northsea Grey Edge (While Supplies Last)
- SPS** Sprout-Standard Matte Finish with Northsea Grey Edge (While Supplies Last)
- TGS** Tangerine-Standard Matte Finish with Northsea Grey Edge (While Supplies Last)
- LGS** Liquid Glass-Standard Matte Finish with Northsea Grey Edge
- WSS** Wintersky-Standard Matte Finish with Northsea Grey Edge
- PSS** Paint Scrape Steel-Standard Matte Finish with Northsea Grey Edge
- NSS** Northsea Grey-Standard Matte Finish with Northsea Grey Edge
- HDP** Happy Dots-Standard Matte Finish with Grey Edge
- LSS** Layered Sand-Standard Matte Finish with Grey Edge
- WGS** Grey-Standard Matte Finish with Grey Edge
- FHS** Folkstone Hex-Standard Matte Finish with Northsea Grey Edge
- TRLN** Tailored Linen-Standard Matte Finish with Northsea Grey Edge-New Color!
- CGS** Concord Grape-Standard Matte Finish with Northsea Grey Edge-New Color!

CHAMELEON CLASSROOM SYSTEM		MODEL #	PRODUCT DESCRIPTION	LIST
STEP # 1-CHOOSE A FRAME-2 PODS OR 3 PODS				
		CH-BASE-2P	Chameleon 2 Pod Steel Frame with casters-Accommodates Tops: 30W x 50L & 40W x 70L	\$651
		CH-BASE-3P	Chameleon 3 Pod Steel Frame with casters-Accommodates Tops: 30W x 74L & 40W x 94L	\$758
STEP # 2-CHOOSE PODS-SIZE & COLOR-POD DIMENSIONS ARE 24W X 19D X 26/34/42H				
		CH-CUB-26-XD-XXX	26" Cubby Pods with storage bins-no door-backpack hooks	\$606
		CH-CUB-34-XD-XXX	34" Cubby Pods with storage bins-no door-backpack hooks	\$744
		CH-CUB-42-XD-XXX	42" Cubby Pods with storage bins-no door-backpack hooks	\$861
		CH-CUB-26-SD-XXX	26" Cubby Pods with storage bins-single door (left facing)-backpack hooks	\$698
		CH-CUB-34-SD-XXX	34" Cubby Pods with storage bins-single door (left facing)-backpack hooks	\$865
		CH-CUB-42-SD-XXX	42" Cubby Pods with storage bins-single door (left facing)-backpack hooks	\$995
		CH-SCS-26-XD-XXX	26" Cubby Pod-split cabinet shelf (one on each side)-no door	\$554
		CH-SCS-34-XD-XXX	34" Cubby Pod-two split cabinet shelves (per side)-no door	\$717
		CH-SCS-42-XD-XXX	42" Cubby Pod-two split cabinet shelves (per side)-no door	\$803
		CH-SCS-26-SD-XXX	26" Cubby Pod-split cabinet shelf-single door (left facing)	\$698
		CH-SCS-34-SD-XXX	34" Cubby Pod-two split cabinet shelves-single door (left facing)	\$865
		CH-SCS-42-SD-XXX	42" Cubby Pod-two split cabinet shelves-single door (left facing)	\$995
		CH-FCS-26-XD-XXX	26" Full Cabinet Pod-single shelf-no door	\$492
		CH-FCS-34-XD-XXX	34" Full Cabinet Pod-double shelves-no door	\$624
		CH-FCS-42-XD-XXX	42" Full Cabinet Pod-double shelves-no door	\$698
		CH-FCS-26-DD-XXX	26" Full Cabinet Pod-single shelf-double doors	\$674
		CH-FCS-34-DD-XXX	34" Full Cabinet Pod-double shelves-double doors	\$845
		CH-FCS-42-DD-XXX	42" Full Cabinet Pod-double shelves-double doors	\$937
STEP # 3-CHOOSE A TOP-SIZE, TYPE, & COLOR.				
	Anti-Microbial	CH-BB-XXX-3050	30Wx 50L- 1.5" UV Coated/Anti-Microbial-Available in Maple, Walnut, or Mixed Species Butcher Block Top. Multiple Mount Positions	\$727
	Anti-Microbial	CH-BB-XXX-3074	30Wx 74L- 1.5" UV Coated/Anti-Microbial-Available in Maple, Walnut, or Mixed Species Butcher Block Top. Multiple Mount Positions	\$1,022
	Anti-Microbial	CH-BB-XXX-4070	40Wx 70L- 1.5" UV Coated/Anti-Microbial-Available in Maple, Walnut, or Mixed Species Butcher Block Top. Multiple Mount Positions	\$1,351
	Anti-Microbial	CH-BB-XXX-4094	40Wx 94L- 1.5" UV Coated/Anti-Microbial-Available in Maple, Walnut, or Mixed Species Butcher Block Top. Multiple Mount Positions	\$1,761
	XX-Edge Banding Color	CH-WHM-3050-XX	30Wx50L" White Markerboard Top. Multiple Mount Positions	\$460
	XX-Edge Banding Color	CH-WHM-3074-XX	30Wx74L" White Markerboard Top. Multiple Mount Positions	\$567
	XXX=Laminate XX-Edge Banding	CH-WHM-4094-XX	40Wx94L" High Pressure Laminate Top. Three Pod Top.	\$937
	HPL Selections:		HP Laminate Colors available: Black (BKS), Northsea Grey (NSS), Grey (WGS), Folkstone Hex (FHS), Tailored Linen (TLS), Whitewash Birchply (WWBP), Cascara Teakwood (CTWD), Dogbone White (DBS), Cenizo Cherry (CNCH), Wintersky (WSS).	
Edge Banding	COLOR (XX) or (XXX)		Colored edge banding on HPL or WHM Tops: RD-Red, BY-Banana Yellow, OR-Orange, RB-Royal Blue SB-Sky Blue, LG-Lime Green, GR-Grey, PR-Purple, BK-Black, LGS-Liquid Glass, PLT-Platinum, CHR-Charcoal, PTY-Putty, SMK-Smoke	
XXX=Laminate XX-Edge Banding	CH-HPL-3050-XXX-XX		30Wx50L" High Pressure Laminate Top. Multiple Mount Positions.	\$505
XXX=Laminate XX-Edge Banding	CH-HPL-3074-XXX-XX		30Wx74L" High Pressure Laminate Top. Multiple Mount Positions.	\$700
XXX=Laminate XX-Edge Banding	CH-HPL-4070-XXX-XX		40Wx70L" High Pressure Laminate Top. Two Pod Top.	\$814
XXX=Laminate XX-Edge Banding	CH-HPL-4094-XXX-XX		40Wx94L" High Pressure Laminate Top. Three Pod Top.	\$937
	CH-CT-3050		30Wx50L 1" Phenolic Core with Chemical Resistant Laminate Top in Black Finish	\$979
	CH-CT-3074		30Wx74L 1" Phenolic Core with Chemical Resistant Laminate Top in Black Finish	\$1,494
	CH-CT-4070		40Wx70L 1" Phenolic Core with Chemical Resistant Laminate Top in Black Finish	\$2,307
	CH-CT-4094		40Wx94L 1" Phenolic Core with Chemical Resistant Laminate Top in Black Finish	\$2,554
STEP # 4-CHAMELEON OPTIONS/UPGRADES				
New! Computer or Gaming Upgrade	CPTR		Available on 30x50 & 30x74 Tops & Cubby Style Pods Only. Price is based per seat/pod position. Grommet holes will be added to each top (2 holes for 30x50/3 holes for 30x74) and in the bottom of each pod below. Available in cubby style pods only. If using 26" H cubby, be sure to measure PC or gaming system for proper fit.	\$80
Undermount Electrical	UME		Undermount Electrical (2AC/2USB) 2-Tamper-resistant AC receptacles, 1-4.2A USB Module with 2 ports, 10ft 14AWG x 3C SJT power cord, 15A rating, Satin Aluminum Finish.	\$120
Pegboard	PEG-1216-XX		12x16 Metal Pegboard. Scratch-resistant powder-coated finish. 20-gauge steel. 5 standard hooks included. Accepts conventional 1/2" standard pegboard hooks. Available in 6 colors: Black (BK), Red (RD), Purple (PR), Royal Blue (RB), Silver (SV), Orange (OR) ONLY SOLD WITH CEF TABLES	\$84
Dry Erase Board	DEB-1632-WH		16x32 White Metal Magnetic and Dry Erase Board. Scratch-resistant powder-coated finish. 18-gauge steel. Available on 42" height Chameleon Pods only and only sold with CEF Tables	\$150
Lock for Doors	LK		Heavy duty combination cam lock with master key override for door(s)-choose one lock per pod for single or double door option	\$100
Wall-Mount Kit	WM		Wall mount kit for a single pod for cabinetry use	\$80
Caster Option for 26" Chameleon to Increase Height to 29"	P3		Upgrade to soft balloon wheels. Adds 3" to Height to 26" Chameleon for overall height of 29"	\$185

Backpack hooks (set of 2)	BH2	Backpack hooks (set of 2)	\$103
Backpack hooks (set of 4)	BH4	Backpack hooks (set of 4)	\$204
Backpack hooks (set of 6)	BH6	Backpack hooks (set of 6)	\$307

Laminate Color Choices:

Please enter finish code on order as listed:



BKS	Black-Standard Matte Finish with Black Edge
WBS	Woolamai Brush-Standard Matte Finish with Northsea Grey Edge
MBS	Maroochy Brush-Standard Matte Finish with Northsea Grey Edge (While Supplies Last)
BBS	Birchbark-Standard Matte Finish with Northsea Grey Edge
OCS	Ocean-Standard Matte Finish with Northsea Grey Edge
DBS	Dogbone White Standard Matte Finish with Grey Edge (While Supplies Last)
EGS	Eggplant-Standard Matte Finish with Northsea Grey Edge (While Supplies Last)
SPS	Sprout-Standard Matte Finish with Northsea Grey Edge (While Supplies Last)
TGS	Tangerine-Standard Matte Finish with Northsea Grey Edge (While Supplies Last)
LGS	Liquid Glass-Standard Matte Finish with Northsea Grey Edge
WSS	Wintersky-Standard Matte Finish with Northsea Grey Edge
PSS	Paint Scrape Steel-Standard Matte Finish with Northsea Grey Edge
NSS	Northsea Grey-Standard Matte Finish with Northsea Grey Edge
HDP	Happy Dots-Standard Matte Finish with Grey Edge
LSS	Layered Sand-Standard Matte Finish with Grey Edge
WGS	Grey-Standard Matte Finish with Grey Edge
FHS	Folkstone Hex-Standard Matte Finish with Northsea Grey Edge
TRLN	Tailored Linen-Standard Matte Finish with Northsea Grey Edge-New Color!
CGS	Concord Grape-Standard Matte Finish with Northsea Grey Edge-New Color!


Chair/Stool Options:






Magnet	Magnet per seat-includes magnet, spacer, and insert in table top. Sold in increments of 2,3,4,6, or 8	\$52
MS-XX-18	Metal Stool 18" (26" ships with 18" stools)	\$150
Available Colors:	SV -Silver, RB -Royal Blue, OR -Orange, RD -Red, BK -Black, PL -Purple, TB -Teal Blue	
MS-XX-24	Metal Stool 24" (34" ships with 24" stools)	\$150
MS-XX-30	Metal Stool 30" (42" ships with 30" stools)	\$157
Color Selections:	SC -Storm Cloud, RS -Raw Steel, TB -Teal Blue, PL -Purple, SV -Silver, WH -White	
New Colors! Storm Cloud and Raw Steel	BK -Black, GR -Green, YL -Yellow, RD -Red, RB -Royal Blue, OR -Orange <i>and Copper have been discontinued</i>	<i>(Mint Green)</i>





THE CREATION CUBE

THE CREATION CUBE	MODEL #	PRODUCT DESCRIPTION	LIST
Base Colors:		Finish Base Options: See our standard laminate color options above in Chameleon Classroom section.	
Base Options:	CC30-DSHV-XXX	Creation Cube Double-Sided Storage Table-30" Height. Constructed of High-Pressure Laminate, Base Width-30"/Top Dimension 48" (not included-must order separate). Each open-faced side is equipped with 2 adjustable height shelves and 2 backpack hooks for customization per side. 3" All-locking/All-Swivel Heavy-Duty Casters. Top Sold Separately.	\$1,215
	CC34-DSHV-XXX	Creation Cube Double-Sided Storage Table-34" Height. Constructed of High-Pressure Laminate, Base Width-30"/Top Dimension 48" (not included-must order separate). Each open-faced side is equipped with 2 adjustable height shelves and 2 backpack hooks for customization per side. 3" All-locking/All-Swivel Heavy-Duty Casters. Top Sold Separately.	\$1,215

Top Options:

Butcher Block:	CC-BB-SQR	Butcher Block Top for Creation Cube 48x48x 1.5"D. UV coated, anti-microbial. Available in square shape only.	\$1,016
Birch Plywood:	CC-PLY-SQR	Birch Plywood Top for Creation Cube 48x48x 1.5"D. UV coated, anti-microbial. Available in square shape only.	\$618
Tough Top-New!	CC-TT-XXX-XX	1" powder coated MDF substrate, antimicrobial, seamless finish-no edge banding or T-Molding. XXX-Top Shape, XX-Top Color	\$700
High Pressure Laminate:	CC-HPL-XXX-XXX-XX	High Pressure Laminate Top. 48x48x 1.125"D. Available colors: in Folkstone Hex, Dogbone White, Grey, Northsea Grey, or Black. Available Shapes: Octagon, Square, Cloverleaf, Circle See below for shape, laminate and color edge banding codes. XXX-TOP SHAPE, XXX-LAMINATE COLOR, XX-EDGE BANDING COLOR	\$412
Dry Erase:	CC-WHM-XXX-XX	White Dry Erase Top. 48x48x 1.125"D. Available colors: White Dry Erase. Available Shapes: Octagon, Square, Cloverleaf, Circle. See below for shape and color edge banding codes. XXX-TOP SHAPE, XX-EDGE BANDING COLOR	\$412
	Top Shape Codes:	OCT -Octagon/ SQR -Square/ CLV -Cloverleaf/ CIR -Circle	
	Tough Top Color Codes:	NS -Northsea Grey, SC -Storm Cloud, WG -Grey, BK -Black	
High Pressure Laminate-NEW COLORS!	HPL Selections:	HP Laminate Colors available: Black (BKS), Northsea Grey (NSS), Grey (WGS), Folkstone Hex (FHS), Tailored Linen (TLS), Whitewash Birchply (WWBP), Cascara Teakwood (CTWD), Dogbone White (DBS), Cenizo Cherry (CNCH), Wintersky (WSS).	
			
	Edge Banding Color Codes:	RD -Red, BY -Banana Yellow, OR -Orange, RB -Royal Blue SB -Sky Blue, LG -Lime Green, GR -Grey, PR -Purple, BK -Black, LGS -Liquid Glass, PLT -Platinum, CHR -Charcoal, PTY -Putty, SMK -Smoke	








Additional Options:



Double Door Kits:	CC30-DD-KIT-XXX	Creation Cube 30" Double Door Kit (4 doors total) w/hinges, Aluminum Door Pulls. Must order entire kit (doors for each side) per table.	\$453
	CC34-DD-KIT-XXX	Creation Cube 34" Double Door Kit (4 doors total) w/hinges, Aluminum Door Pulls. Must order entire kit (doors for each side) per table.	\$453
Electrical:	U6	Flush Mount Top-Electrical Outlet 2AC / 2USB.	\$89
Magnets	MG	Magnet per seat-includes magnet, spacer, and insert in table top.	\$52
Seating:	MS-XX-18	Metal Stool 18" (30" ships with 18" stools)	\$150
		Available Colors: SV -Silver, RB -Royal Blue, OR -Orange, RD -Red, BK -Black, PL -Purple, TB -Teal Blue	
	MS-XX-24	Metal Stool 24" (34" ships with 24" stools)	\$150
	Color Selections:	SC -Storm Cloud, RS -Raw Steel, TB -Teal Blue, PL -Purple, SV -Silver, WH -White	
	New Colors! Storm Cloud and Raw Steel	BK -Black, GR -Green, YL -Yellow, RD -Red, RB -Royal Blue, OR -Orange <i>and Copper have been discontinued</i>	<i>(Mint Green)</i>







Laminate Color Choices:






- BKS** Black-Standard Matte Finish with Black Edge
- WBS** Woolamai Brush-Standard Matte Finish with Northsea Grey Edge
- MBS** Maroochy Brush-Standard Matte Finish with Northsea Grey Edge (While Supplies Last)
- BBS** Birchbark-Standard Matte Finish with Northsea Grey Edge
- OCS** Ocean-Standard Matte Finish with Northsea Grey Edge
- DBS** Dogbone White Standard Matte Finish with Grey Edge (While Supplies Last)
- EGS** Eggplant-Standard Matte Finish with Northsea Grey Edge (While Supplies Last)
- SPS** Sprout-Standard Matte Finish with Northsea Grey Edge (While Supplies Last)
- TGS** Tangerine-Standard Matte Finish with Northsea Grey Edge (While Supplies Last)
- LGS** Liquid Glass-Standard Matte Finish with Northsea Grey Edge
- WSS** Wintersky-Standard Matte Finish with Northsea Grey Edge
- PSS** Paint Scrape Steel-Standard Matte Finish with Northsea Grey Edge
- NSS** Northsea Grey-Standard Matte Finish with Northsea Grey Edge
- HDP** Happy Dots-Standard Matte Finish with Grey Edge
- LSS** Layered Sand-Standard Matte Finish with Grey Edge
- WGS** Grey-Standard Matte Finish with Grey Edge
- FHS** Folkstone Hex-Standard Matte Finish with Northsea Grey Edge
- TRLN** Tailored Linen-Standard Matte Finish with Northsea Grey Edge-**New Color!**
- CGS** Concord Grape-Standard Matte Finish with Northsea Grey Edge-**New Color!**

HIDEAWAY STORAGE CARTS	MODEL #	PRODUCT DESCRIPTION	LIST
	Base Color Options:	All Hideaway Carts, Credenzas, and Tables are offered in our standard laminate color selections listed above.	
NEW! Hideaway Bookshelf	HID-BKSH-XXX	Hideaway Storage Bookshelf-Open face design with adjustable height tiered shelf depths of 10", 12", and 17.75". Scalloped outer and inner wall design. Satin finish aluminum pulls on each outer wall for ease of mobility. Heavy duty, all locking/all swivel 3" casters. Overall dimension: 55Wx19Dx46H	\$1,550
Magnetic Dry Erase Board	DEB-1632-WH	16x32 White Metal Magnetic and Dry Erase Board. Scratch-resistant powder-coated finish. 18-gauge steel. Available on Bookshelf only and only sold with CEF Products	\$150
Small-23" Single Side Carts	HID23-SSHV-XXX	Hideaway Storage Cart Single Side with One Internal Split Shelf-Single Side/Solid Back Panel Cart 19D x 27.5W x 23H. 3" Heavy Duty All-Locking/Swivel Casters.	\$795
	HID23-6-XXX	Hideaway 6 Bin Storage Cart Single Side/Solid Back Panel Cart (2-6" Deep Trays/4-3" Shallow Trays) Featuring Gratnells Translucent Trays (Lids/Inserts/Extra Trays Sold Separately). 19D x 27.5W x 23H. 3" Heavy Duty All-Locking/Swivel Casters.	\$863
XXX=Color Code (See Laminate Selections Above)	HID23-LKD-6	Front Locking Doors (Double Doors) for 23" Single Side Cart. Combination Cam Lock w/master key.	\$303
Small-23" Double Sided Carts	HID23-DSHV-XXX	Hideaway Storage Cart Double Sided each side with one internal split shelf. 37D x 27.5W x 23H. 3" Heavy Duty All-Locking/Swivel Casters.	\$1,226
	HID23-12-XXX	Hideaway 12 Bin Storage Cart Double Sided. (4-6" Deep Trays/8-3" Shallow Trays) Featuring Gratnells Translucent Trays (Lids/Inserts/Extra Trays Sold Separately). 37D x 27.5W x 23H. 3" Heavy Duty All-Locking/Swivel Casters.	\$1,312
	HID23-BNSV-XXX	Hideaway Storage Cart Double Sided with 6 Storage Bins (2-6" Deep Trays/4-3" Shallow Trays) Featuring Gratnells Translucent Trays (Lids/Inserts/Extra Trays Sold Separately) and one internal split shelf 37D x 27.5W x 23H. 3" Heavy Duty All-Locking/Swivel Casters.	\$1,250
	HID23-LKD-12	Front & Rear Locking Doors (Two Sets of Double Doors) for 23" double side cart. Combination Cam Lock w/master key.	\$606
	HID-BBTOP-SINGLE	For Single Side Carts: 1.5" Solid Maple Butcher Block Top for added work surface (adds 1.5" to height of cart)	\$313
	HID-BBTOP-DOUBLE	For Double Sided Carts: 1.5" Solid Maple Butcher Block Top for added work surface (adds 1.5" to height of cart)	\$505
Medium-31" Single Side Cart	HID31-SSHV-XXX	Hideaway Storage Cart Single Side with two internal split shelves. Solid Back Panel Cart 19D x 27.5W x 31H. 3" Heavy Duty All-Locking/Swivel Casters.	\$1,059
XXX=Color Code (See Laminate Selections Above)	HID31-10-XXX	Hideaway 10 Bin Storage Cart Single Side/Solid Back Panel (2-6" Deep Trays/8-3" Shallow Trays) Featuring Gratnells Translucent Trays (Lids/Inserts/Extra Trays Sold Separately). 19D x 27.5W x 31H. 3" Heavy Duty All-Locking/Swivel Casters.	\$1,102
	HID31-LKD-10	Front Locking Doors (Double Doors) for 31" Single Side Cart. Combination Cam Lock w/master key	\$350
Medium-31" Double Sided Cart	HID31-DSHV-XXX	Hideaway Double Side Storage Cart each side with two internal split shelves. 19D x 27.5W x 31H. 3" Heavy Duty All-Locking/Swivel Casters.	\$1,524
	HID31-20-XXX	Hideaway 20 Bin Double Sided Storage Cart (4-6" Deep Trays/16-3" Shallow Trays) Featuring Gratnells Translucent Trays (Lids/Inserts/Extra Trays Sold Separately). 37D x 27.5W x 31H. 3" Heavy Duty All-Locking/Swivel Casters.	\$1,749
	HID31-BNSV-XXX	Hideaway Storage Cart Double Sided with 10 Storage Bins (2-6" Deep Trays/8-3" Shallow Trays) Featuring Gratnells Translucent Trays (Lids/Inserts/Extra Trays Sold Separately) and two internal split shelves 37D x 27.5W x 31H. 3" Heavy Duty All-Locking/Swivel Casters.	\$1,555
	HID31-LKD-20	Front & Rear Locking Doors (Two Sets of Double Doors). Combination Cam Lock w/master key	\$694
	HID-BBTOP-SINGLE	For Single Side Carts: 1.5" Solid Maple Butcher Block Top for added work surface (adds 1.5" to height of cart)	\$313
	HID-BBTOP-DOUBLE	For Double Sided Carts: 1.5" Solid Maple Butcher Block Top for added work surface (adds 1.5" to height of cart)	\$505
Pegboard	PEG-1216-XX	12x16 Metal Pegboard. Scratch-resistant powder-coated finish. 20-gauge steel. 5 standard hooks included. Accepts conventional 1/2" standard pegboard hooks. Available in 6 colors: Black (BK), Red (RD), Purple (PR), Royal Blue (RB), Silver (SV), Orange (OR) ONLY SOLD WITH CEF TABLES & CARTS	\$84
			
Large-39" Single Side Cart	HID39-SSHV-XXX	Hideaway Single Side Storage Cart with three internal shelves. Solid Back Panel Cart 19D x 27.5W x 39H. 3" Heavy Duty All-Locking/Swivel Casters.	\$1,273
XXX=Color Code (See Laminate Selections Above)	HID39-12-XXX	Hideaway 12 Bin Storage Cart Single Side/Solid Back Panel (4-6" Deep Trays/8-3" Shallow Trays) Featuring Gratnells Translucent Trays (Lids/Inserts/Extra Trays Sold Separately). 19D x 27.5W x 39H. 3" Heavy Duty All-Locking/Swivel Casters.	\$1,226
	HID39-LKD-12	Front Locking Doors (Double Doors) for 39" Single Side Cart. Combination Cam Lock w/master key	\$391
Large-39" Double Sided Cart	HID39-DSHV-XXX	Hideaway Storage Cart Double Sided each side with two internal split shelves. 37D x 27.5W x 39H. 3" Heavy Duty All-Locking/Swivel Casters.	\$1,737
	HID39-24-XXX	Hideaway 24 Bin Storage Cart Double Sided (8-6" Deep Trays/16-3" Shallow Trays) Featuring Gratnells Translucent Trays (Lids/Inserts/Extra Trays Sold Separately) Double Sided. 37D x 27.5W x 39H. 3" Heavy Duty All-Locking/Swivel Casters.	\$1,924
	HID39-BNSV-XXX	Hideaway Storage Cart Double Sided with 12 Storage Bins (4-6" Deep Trays/8-3" Shallow Trays) Featuring Gratnells Translucent Trays (Lids/Inserts/Extra Trays Sold Separately) and two internal split shelves 37D x 27.5W x 39H. 3" Heavy Duty All-Locking/Swivel Casters.	\$1,825
	HID39-LKD-24	Front & Rear Locking Doors (Two Sets of Double Doors). Combination Cam Lock w/master key	\$783
	HID-BBTOP-SINGLE	For Single Side Carts: 1.5" Solid Maple Butcher Block Top for added work surface (adds 1.5" to height of cart)	\$313
	HID-BBTOP-DOUBLE	For Double Sided Carts: 1.5" Solid Maple Butcher Block Top for added work surface (adds 1.5" to height of cart)	\$505


Magnetic Dry Erase Board		DEB-1632-WH	16x32 White Metal Magnetic and Dry Erase Board. Scratch-resistant powder-coated finish. 18-gauge steel. Available on 39" Carts & Credenzas and only sold with CEF Products	\$150
Pegboard		PEG-1216-XX	12x16 Metal Pegboard. Scratch-resistant powder-coated finish. 20-gauge steel. 5 standard hooks included. Accepts conventional 1/4" standard pegboard hooks. Available in 6 colors: Black (BK), Red (RD), Purple (PR), Royal Blue (RB), Silver (SV), Orange (OR) ONLY SOLD WITH CEF TABLES & CARTS	\$84

Hideaway Tall 58" Single & Double Sided Storage Cart	MODEL #	PRODUCT DESCRIPTION	LIST	
	HIDS8-BSHV-XXX	Hideaway Single Side 58" Storage Cart, Split Compartment With Bins & Shelves, 11 Bins (3-6" Deep Bin Trays/8-3" Shallow Bin Trays), 3 Adjustable Shelves, Solid Back Panel Cart 19D x 27.5W x 58H. 3" Heavy Duty All-Locking/Swivel Caster	\$1,442	
	HIDS8-SSHV-XXX	Hideaway Single Side 58" Storage Cart, 3 Adjustable Shelves, Solid Back Panel Cart 19D x 27.5W x 58H" Heavy Duty All-Locking/Swivel Caster	\$1,226	
	HIDS8-22BIN-XXX	Hideaway Single Side 58" Storage Cart, 22 Bins (6-6" Deep Bin Trays/16-3" Shallow Bin Trays), Solid Back Panel Cart 19D x 27.5W x 58" Heavy Duty All-Locking/Swivel Caster	\$1,535	
	HIDS8-LKD-XXX	Locking Double Doors for 58" Single Sided Cart. Combination Cam Lock w/master key.	\$505	
	HIDS8-DBL-BSHV-XXX	Hideaway Double Side 58" Storage Cart, Split Compartment With Bins & Shelves, 22 Bins total (11 per side: 3-6" Deep Trays & 8-3" Shallow Trays), 3 Adjustable Shelves per Cart Side, 36.5D x 27.5W x 58" Heavy Duty All-Locking/Swivel Caster	\$2,260	
	HIDS8-DBL-SCSHV-XXX	Hideaway Double Side 58" Storage Cart, 12 Split Adjustable Cabinet Shelves (6/Cart Side), Solid Back Panel Cart 36.5D x 27.5W x 58H" Heavy Duty All-Locking/Swivel Caster	\$2,040	
	HIDS8-DBL-FCSHV-XXX	Hideaway Double Side 58" Storage Cart, 6 Full Width Adjustable Cabinet Shelves (3/Cart Side), Solid Back Panel Cart 36.5D x 27.5W x 58H" Heavy Duty All-Locking/Swivel Caster	\$1,900	
	HIDS8-DBL-44BIN-XXX	Hideaway Single Side 58" Storage Cart, 44 Bins (12-6" Deep Bin Trays/32-3" Shallow Bin Trays), Solid Back Panel Cart 36.5D x 27.5W x 58H" Heavy Duty All-Locking/Swivel Caster	\$2,490	
	HIDS8-DBL-LKD-XXX	Locking Double Doors for 58" Single Sided Cart. Combination Cam Lock w/master key.	\$1,008	
Magnetic Dry Erase Board		DEB-1632-WH	16x32 White Metal Magnetic and Dry Erase Board. Scratch-resistant powder-coated finish. 18-gauge steel. Available on 58" Hideaway and only sold with CEF Products	\$150
Pegboard		PEG-1216-XX	12x16 Metal Pegboard. Scratch-resistant powder-coated finish. 20-gauge steel. 5 standard hooks included. Accepts conventional 1/4" standard pegboard hooks. Available in 6 colors: Black (BK), Red (RD), Purple (PR), Royal Blue (RB), Silver (SV), Orange (OR) ONLY SOLD WITH CEF TABLES & CARTS	\$84

HIDEAWAY STORAGE CREDENZAS	MODEL #	PRODUCT DESCRIPTION	LIST	
	CRD31-DSHV-48-XXX	Hideaway Storage Credenza with four internal shelves (2 per section). Open face, no doors. Overall dimensions 31H x 18.5D x 48W. 3" Heavy Duty All-Locking/Swivel Casters.	\$1,339	
	CRD31-DSHV-55-XXX	Hideaway Storage Credenza with four internal shelves (2 per section). Open-face, no doors. Overall dimensions 31H x 18.5D x 55W. 3" Heavy Duty All-Locking/Swivel Casters.	\$1,432	
	CRD39-DSHV-48-XXX	Hideaway Storage Credenza with four internal shelves (2 per section). Open-face, no doors. Overall dimensions 39H x 18.5D x 48W. 3" Heavy Duty All-Locking/Swivel Casters.	\$1,452	
	CRD39-DSHV-55-XXX	Hideaway Storage Credenza with four internal shelves (2 per section). Open-face, no doors. Overall dimensions 39H x 18.5D x 55W. 3" Heavy Duty All-Locking/Swivel Casters.	\$1,545	
31 x 48" BSHV Shown	CRD31-BSHV-48-XXX	Hideaway Storage Credenza with two internal shelves and 5 Storage Bins per section (1-6" Deep Trays/4-3" Shallow Trays). Open-face, no doors. Overall dimensions 31H x 18.5D x 48W. 3" Heavy Duty All-Locking/Swivel Casters.	\$1,545	
	CRD39-BSHV-48-XXX	Hideaway Storage Credenza with two internal shelves and 12 Storage Bins (4-6" Deep Trays/8-3" Shallow Trays). Overall dimensions 39H x 18.5D x 48W. 3" Heavy Duty All-Locking/Swivel Casters.	\$1,648	
39 x 55" BSHV Shown	CRD31-BSHV-55-XXX	Hideaway Storage Credenza with two internal shelves and 10 Storage Bins (2-6" Deep Trays/8-3" Shallow Trays). Overall dimensions 31H x 18.5D x 55W. 3" Heavy Duty All-Locking/Swivel Casters.	\$1,607	
39 x 55" 24Bin Shown	CRD39-BSHV-55-XXX	Hideaway Storage Credenza with two internal shelves and 12 Storage Bins (4-6" Deep Trays/8-3" Shallow Trays). Overall dimensions 39H x 18.5D x 55W. 3" Heavy Duty All-Locking/Swivel Casters.	\$1,700	
	CRD31-20BIN-55-XXX	Hideaway Storage Credenza with 20 Storage Bins (4-6" Deep Trays/16-3" Shallow Trays). Overall dimensions 31H x 18.5D x 55W. 3" Heavy Duty All-Locking/Swivel Casters.	\$1,607	
	CRD39-24BIN-55-XXX	Hideaway Storage Credenza with 24 Storage Bins (8-6" Deep Trays/16-3" Shallow Trays). Overall dimensions 39H x 18.5D x 55W. 3" Heavy Duty All-Locking/Swivel Casters.	\$1,833	
Pegboard		PEG-1216-XX	12x16 Metal Pegboard. Scratch-resistant powder-coated finish. 20-gauge steel. 5 standard hooks included. Accepts conventional 1/4" standard pegboard hooks. Available in 6 colors: Black (BK), Red (RD), Purple (PR), Royal Blue (RB), Silver (SV), Orange (OR) ONLY SOLD WITH CEF TABLES & CARTS	\$84


Magnetic Dry Erase Board		DEB-1632-WH	16x32 White Metal Magnetic and Dry Erase Board. Scratch-resistant powder-coated finish. 18-gauge steel. Available on 39" Carts & Credenzas and only sold with CEF Products	\$150
--------------------------	---	-------------	--	-------

Hideaway Credenza Locking Door Options

	Shown Qty. 2 CRD39-55DLKD-1SEC	CRD31-48DLKD-1SEC	Set of Double Doors for ONE SECTION of 31"H x 48"L Storage Credenza. Combination Cam Lock w/master key (1 per credenza)	\$350
		CRD31-55DLKD-1SEC	Set of Double Doors for ONE SECTION of 31"H x 55"L Storage Credenza. Combination Cam Lock w/master key (1 per credenza)	\$350
		CRD39-48DLKD-1SEC	Set of Double Doors for ONE SECTION of 39"H x 48"L Storage Credenza. Combination Cam Lock w/master key (1 per credenza)	\$391
		CRD39-55DLKD-1SEC	Set of Double Doors for ONE SECTION of 39"H x 55"L Storage Credenza. Combination Cam Lock w/master key (1 per credenza)	\$391



Hideaway Storage Bin Options


	GR-LF1-LID6	Qty. 6 Clip on Lids for Gratnells Tray	\$74
	GR-LF1-LID8	Qty. 8 Clip on Lids for Gratnells Tray	\$101
	GR-LF1-LID12	Qty. 12 Clip on Lids for Gratnells Tray	\$148
	GR-LF1-LID16	Qty. 16 Clip on Lids for Gratnells Tray	\$200
	GR-LF1-LID24	Qty. 24 Clip on Lids for Gratnells Tray	\$301
	GR-INS-3	Gratnells 6PK Three Section Insert for Trays 10.8L x 15.3W x 1.6H	\$101
	GR-INS-4	Gratnells 6PK Four Section Insert for Trays 10.8L x 15.3W x 1.6H	\$101
	GR-INS-6	Gratnells 6PK Six Section Insert for Trays 10.8L x 15.3W x 1.6H	\$101

GR-F0120-8PK	Gratnells 8PK F1 Shallow 3" Translucent Tray-12.3L x 16.8W x 3H		\$124
GR-F0220-8PK	Gratnells 8PK F2 Deep 6" Translucent Tray-12.3L x 16.8W x 6H		\$187



26" HIDEAWAY STORAGE TABLES			
	MODEL #	PRODUCT DESCRIPTION	LIST
	Base Color Options:	All Hideaway Carts, Credenzas, and Tables are offered in our standard laminate color selections listed above in The Chameleon Classroom Section.	
XXX=Color Code (See Laminate Selctions Above)	HST26-SSHV-4940-XXX	Hideaway Storage Table-26Hx49Wx40L-1.5" UV Coated-Anti-Microbial Solid Maple Butcher Block Top mounted atop our Hideaway Single Sided Storage Cart with one internal split shelf. Bin Storage Cart 19D x 27.5W x 23H. Cart is constructed of high pressure laminate with 3" Heavy Duty All-Locking/Swivel Casters.	\$2,136
	HST26-DSHV-4960-XXX	Hideaway Storage Table-26Hx49Wx60L-1.5" UV Coated-Anti-Microbial Solid Maple Butcher Block Top mounted atop our Hideaway Double Sided Storage Cart with each side two internal split shelves. 37D x 27.5W x 23H. Bin Storage Cart 19D x 27.5W x 23H. Cart is constructed of high pressure laminate with 3" Heavy Duty All-Locking/Swivel Casters.	\$2,938
	HST26-6BIN-4940-XXX	Hideaway Storage Table-26Hx49Wx40L-1.5" UV Coated-Anti-Microbial Solid Maple Butcher Block Top mounted atop our Hideaway Single Sided 6 Bin Storage Cart-Solid Back Panel Cart (2-6" Deep Trays/4-3" Shallow Trays) Featuring Gratnells Translucent Trays (Lids/Inserts/Extra Trays Sold Separately). Bin Storage Cart 19D x 27.5W x 23H. Cart is constructed of HPL with 3" Heavy Duty All-Locking/Swivel Casters.	\$2,250
	HST26-12BIN-4960-XXX	Hideaway Storage Table-26Hx49Wx60L-1.5" Solid Maple Butcher Block Top mounted atop our Hideaway Double Sided 12 Bin Storage Cart 37D x 27.5W x 23H. Featuring Gratnells Translucent Trays (4-6" Deep Trays/8-3" Shallow Trays) Lids/Inserts/Extra Trays Sold Separately. Cart is constructed of HPL with 3" Heavy Duty All-Locking/Swivel Casters.	\$3,024
	HST26-BNSV-4960-XXX	Hideaway Storage Table-26Hx49Wx60L-1.5" UV Coated-Anti-Microbial Solid Maple Butcher Block Top mounted atop our Hideaway Double Sided Storage Cart: Side One:one internal split shelf & Side 2: 6 Bins (2-6" Deep Trays/4-3" Shallow Trays) Featuring Gratnells Translucent Trays (Lids/Inserts/Extra Trays Sold Separately). Bin Storage Cart 37D x 27.5W x 23H. Cart is constructed of high pressure laminate with 3" Heavy Duty All-Locking/Swivel Casters.	\$2,985
	HST26-4-SSHV-4940-XXX	Hideaway Storage Table-26Hx49Wx40L-1.5" UV Coated-Anti-Microbial Solid Maple Butcher Block Top with 4 magnet mounts mounted atop our Hideaway Single Sided Storage Cart with one internal split shelf.19D x 27.5W x 23H. Cart is constructed of high pressure laminate with 3" Heavy Duty All-Locking/Swivel Casters. Choice of 4-18" Colored Metal Stools	\$2,806
	HST26-6-DSHV-4960-XXX	Hideaway Storage Table-26Hx49Wx60L-1.5" UV Coated-Anti-Microbial Solid Maple Butcher Block Top with 6 magnet mounts mounted atop our Hideaway Double Sided Storage Cart each side with one internal split shelves.19D x 27.5W x 23H. Cart is constructed of high pressure laminate with 3" Heavy Duty All-Locking/Swivel Casters. Choice of 6-18" Colored Metal Stools	\$3,941
	HST26-4-6BIN-4940-XXX	Hideaway Storage Table-26Hx49Wx40L-1.5" Solid Maple Butcher Block Top with 4 magnets mounted atop our Hideaway Single Sided 6 Bin Storage Cart. Cart Dimensions: 19D x 27.5W x 23H. Featuring Gratnells Translucent Trays (2-6" Deep Trays/4-3" Shallow Trays) *Lids & Tray Inserts Sold Separately* Cart is constructed of HPL with 3" Heavy Duty All-Locking/Swivel Casters. Choice of 4-18" Colored Metal Stools	\$2,919
	HST26-6-12BIN-4960-XXX	Hideaway Storage Table-26Hx49Wx60L-1.5" Solid Maple Butcher Block Top with 6 magnets mounted atop our Hideaway Double Sided 6 Bin Storage Cart 37D x 27.5W x 23H. Featuring Gratnells Translucent Trays (4-6" Deep Trays/8-3" Shallow Trays) *Lids & Tray Inserts Sold Separately* Cart is constructed of HPL with 3" Heavy Duty All-Locking/Swivel Casters. Choice of 6-18" colored metal stools.	\$4,027
	HST26-6-BNSV-4960-XXX	Hideaway Storage Table-26Hx49Wx60L-1.5" UV Coated-Anti-Microbial Solid Maple Butcher Block Top with 6 magnetic mounts atop our Hideaway Double Sided Storage Cart: Side One:one internal split shelf & Side 2: 6 Bins (2-6" Deep Trays/4-3" Shallow Trays) Featuring Gratnells Translucent Trays (Lids/Inserts/Extra Trays Sold Separately). Bin Storage Cart 37D x 27.5W x 23H. Cart is constructed of high pressure laminate with 3" Heavy Duty All-Locking/Swivel Casters. Choice of 6-18" Colored Metal Stools	\$3,992
Tough Top	TT-HID4940-XXX-XX	49" x 40" x 1" powder coated MDF substrate, antimicrobial, seamless finish-no edge banding or T-Molding. Offered in 4 standard colors. NS-Northsea Grey, SC-Storm Cloud, WG-Grey, BK-Black	-\$250
Tough Top	TT-HID4960-XXX-XX	49" x 60" x 1" powder coated MDF substrate, antimicrobial, seamless finish-no edge banding or T-Molding. Offered in 4 standard colors. NS-Northsea Grey, SC-Storm Cloud, WG-Grey, BK-Black	-\$200
High Pressure Laminate Top:	HPL-HID4840-XXX-XX	48" X 40" X 1.125 High Pressure Laminate Top. To be paired with all single-sided Hideaway Tables. Available colors: in Folkstone Hex, Dogbone White, Grey, Northsea Grey, or Black.	-\$420
High Pressure Laminate Top:	HPL-HID4960-XXX-XX	49" X 60" X 1.125 High Pressure Laminate Top. To be paired with all double-sided Hideaway Tables. Available colors listed below.	-\$490
Dry Erase Top:	WHM-HID4840-XX	48" X 40" X 1.125 White Dry Erase Top. To be paired with all single-sided Hideaway Tables. Available edge banding colors: See below	-\$420
Dry Erase Top:	WHM-HID4960-XX	48" X 60" X 1.125 White Dry Erase Top. To be paired with all single-sided Hideaway Tables. Available edge banding colors: See below	-\$490
	Edge Banding Color Code:	RD-Red, BY-Banana Yellow, OR-Orange, RB-Royal Blue SB-Sky Blue, LG-Lime Green, GR-Grey, PR-Purple, BK-Black, LGS-Liquid Glass, PLT-Platinum, CHR-Charcoal, PTY-Putty, SMK-Smoke	
	Tough Top Color Code	NS-Northsea Grey, SC-Storm Cloud, WG-Grey, BK-Black	
	Laminate Top Color Code:	HP Laminate Colors available: Black (BKS), Northsea Grey (NSS), Grey (WGS), Folkstone Hex (FHS), Tailored Linen (TLS), Whitewash Birchply (WWBP), Cascara Teakwood (CTWD), Dogbone White (DBS), Cenizo Cherry (CNCH), Wintersky (WSS).	
Chemical Resistant Top Upgrade	CT-HID4840	48" X 40" 1" Phenolic Core with Chemical Resistant Laminate Top in Black Finish. To be paired with all single-sided Hideaway Tables.	\$509
Chemical Resistant Top Upgrade	CT-HID4960	49" X 60" 1" Phenolic Core with Chemical Resistant Laminate Top in Black Finish. To be paired with all double-sided Hideaway Tables.	\$649
Locking Doors-Single Side Cart	HID23-LKD-6	Front Locking Doors (Double Doors) for 26" Single Side Table/Cart. Combination Cam Lock w/master key.	\$303
Locking Doors-Double Sided Cart	HID23-LKD-12	Front & Rear Locking Doors (Two Sets of Double Doors) for 26" Double Side Table/Cart. Combination Cam Lock w/master key.	\$606
Large Caster Option to Increase Height to 29"	P3	Upgrade to soft balloon wheels. Adds 3" to Height for overall height of 29"	\$185
Undermount Electrical	UME	Undermount Electrical (2AC/2USB) 2-Tamper-resistant AC receptacles, 1-4.2A USB Module with 2 ports, 10ft 14AWG x 3C SJT power cord, 15A rating. Satin Aluminum Finish.	\$119
Backpack hooks (set of 4)	BH4	Backpack hooks (set of 4)	\$204
Backpack hooks (set of 6)	BH6	Backpack hooks (set of 6)	\$307
Pegboard	PEG-1216-XX	12x16 Metal Pegboard. Scratch-resistant powder-coated finish. 20-gauge steel. 5 standard hooks included. Accepts conventional 1/4" standard pegboard hooks. Available in 6 colors: Black (BK), Red (RD), Purple (PR), Royal Blue (RB), Silver (SV), Orange (OR) ONLY SOLD WITH CEF	\$84

34" HIDEAWAY STORAGE TABLES			
	MODEL #	PRODUCT DESCRIPTION	LIST

XXX=Color Code (See Laminate Selctions Above)	HST34-SSHV-4940-XXX	Hideaway Storage Table-34Hx49Wx40L-1.5" UV Coated-Anti-Microbial Solid Maple Butcher Block Top mounted atop our Hideaway Single Sided Storage Cart with two internal split shelves. Cart Dimensions: 19D x 27.5W x 31H. Cart is constructed of high pressure laminate with 3" Heavy Duty All-Locking/Swivel Casters.	\$2,324
	HST34-DSHV-4960-XXX	Hideaway Storage Table-34Hx49Wx60L-1.5" UV Coated-Anti-Microbial Solid Maple Butcher Block Top mounted atop our Hideaway Double Sided Storage Cart each side with two internal split shelves. Cart Dimensions: 37D x 27.5W x 31H. Cart is constructed of high pressure laminate with 3" Heavy Duty All-Locking/Swivel Casters.	\$3,224
	HST34-10BIN-4940-XXX	Hideaway Storage Table-34Hx49Wx40L-1.5" UV Coated-Anti-Microbial Solid Maple Butcher Block Top mounted atop our Hideaway Single Sided 10 Bin Storage Cart-Solid Back Panel Cart (2-6" Deep Trays/8-3" Shallow Trays) Featuring Gragnells Translucent Trays (Lids/Inserts/Extra Trays Sold Separately). Storage Cart Dimensions: 19D x 27.5W x 31H. Cart is constructed of HPL with 3" Heavy Duty All-Locking/Swivel Casters.	\$2,398
	HST34-20BIN-4960-XXX	Hideaway Storage Table-34Hx49Wx60L-1.5" Solid Maple Butcher Block Top mounted atop our Hideaway Double Sided 20 Bin Storage Cart 37D x 27.5W x 31H. Featuring Gragnells Translucent Trays (4-6" Deep Trays/16-3" Shallow Trays) (Lids/Inserts/Extra Trays Sold Separately) Cart is constructed of HPL with 3" Heavy Duty All-Locking/Swivel Casters.	\$3,325
	HST34-BNSV-4960-XXX	Hideaway Storage Table-34Hx49Wx60L-1.5" UV Coated-Anti-Microbial Solid Maple Butcher Block Top mounted atop our Hideaway Double Sided Storage Cart: Side One: Two Internal Split Shelves & Side 2: 10 Bins (2-6" Deep Trays/8-3" Shallow Trays) Featuring Gragnells Translucent Trays (Lids/Inserts/Extra Trays Sold Separately). Bin Storage Cart 37D x 27.5W x 31H. Cart is constructed of high pressure laminate with 3" Heavy Duty All-Locking/Swivel Casters.	\$3,273
	HST34-4-SSHV-4940-XXX	Hideaway Storage Table-34Hx49Wx40L-1.5" UV Coated-Anti-Microbial Solid Maple Butcher Block Top with 4 magnet mounts mounted atop our Hideaway Single Sided Storage Cart with two internal split shelves. Cart Dimensions: 19D x 27.5W x 31H. Cart is constructed of high pressure laminate with 3" Heavy Duty All-Locking/Swivel Casters. Choice of 4-24" Colored Metal Stools	\$2,995
	HST34-6-DSHV-4960-XXX	Hideaway Storage Table-34Hx49Wx60L-1.5" UV Coated-Anti-Microbial Solid Maple Butcher Block Top with 6 magnet mounts mounted atop our Hideaway Double Sided Storage Cart each side with two internal split shelves. Cart Dimensions: 37D x 27.5W x 31H. Cart is constructed of high pressure laminate with 3" Heavy Duty All-Locking/Swivel Casters. Choice of 6-24" Colored Metal Stools	\$4,229
	HST34-4-10BIN-4940-XXX	Hideaway Storage Table-34Hx49Wx40L-1.5" Solid Maple Butcher Block Top with 4 magnets mounted atop our Hideaway Single Sided 10 Bin Storage Cart. Cart Dimensions: 19D x 27.5W x 31H. Featuring Gragnells Translucent Trays (2-6" Deep Trays/8-3" Shallow Trays) (Lids/Inserts/Extra Trays Sold Separately). Cart is constructed of HPL with 3" Heavy Duty All-Locking/Swivel Casters. Choice of 4-24" Colored Metal Stools	\$3,067
	HST34-6-20BIN-4960-XXX	Hideaway Storage Table-34Hx49Wx60L-1.5" Solid Maple Butcher Block Top with 6 magnets mounted atop our Hideaway Double Sided 20 Bin Storage Cart. Cart Dimensions: 37D x 27.5W x 31H. Featuring Gragnells Translucent Trays (4-6" Deep Trays/16-3" Shallow Trays) (Lids/Inserts/Extra Trays Sold Separately). Cart is constructed of HPL with 3" Heavy Duty All-Locking/Swivel Casters. Choice of 6-24" colored metal stools.	\$4,328
	HST34-6-BNSV-4960-XXX	Hideaway Storage Table-34Hx49Wx60L-1.5" UV Coated-Anti-Microbial Solid Maple Butcher Block Top with 6 magnet mounts atop our Hideaway Double Sided Storage Cart: Side One:two internal split shelves & Side 2: 10 Bins (2-6" Deep Trays/8-3" Shallow Trays) Featuring Gragnells Translucent Trays (Lids/Inserts/Extra Trays Sold Separately). Bin Storage Cart 37D x 27.5W x 31H. Cart is constructed of 49" x 40"x 1" powder coated MDF substrate, antimicrobial, seamless finish-no edge banding or T-Molding. Offered in 4 standard colors.	\$4,277
Tough Top	TT-HID4940-XXX-XX	49" x 60"x 1" powder coated MDF substrate, antimicrobial, seamless finish-no edge banding or T-Molding. Offered in 4 standard colors.	-\$250
Tough Top	TT-HID4960-XXX-XX	49" x 60"x 1" powder coated MDF substrate, antimicrobial, seamless finish-no edge banding or T-Molding. Offered in 4 standard colors.	-\$200
High Pressure Laminate Top:	HPL-HID4840-XXX-XX	48" X 40" X 1.125 High Pressure Laminate Top. To be paired with all single-sided Hideaway Tables. Available colors: in Folkstone Hex, Dogbone White, Grey, Northsea Grey, or Black.	-\$420
High Pressure Laminate Top:	HPL-HID4960-XXX-XX	49" X 60" X 1.125 High Pressure Laminate Top. To be paired with all double-sided Hideaway Tables. Available colors: in Folkstone Hex, Dogbone White, Grey, Northsea Grey, or Black.	-\$490
Dry Erase Top:	WHM-HID4840-XX	48" X 40" X 1.125 White Dry Erase Top. To be paired with all single-sided Hideaway Tables. Available edge banding colors: See below	-\$420
Dry Erase Top:	WHM-HID4960-XX	48" X 60" X 1.125 White Dry Erase Top. To be paired with all single-sided Hideaway Tables. Available edge banding colors: See below	-\$490
	Tough Top Color Code	NS-Northsea Grey, SC-Storm Cloud, WG-Grey, BK-Black	
	Laminate Top Color Code:	HP Laminate Colors available: Black (BKS), Northsea Grey (NSS), Grey (WGS), Folkstone Hex (FHS), Tailored Linen (TLS), Whitewash Birchply (WWBP), Cascara Teakwood (CTWD), Dogbone White (DBS), Cenizo Cherry (CNCH), Wintersky (WSS).	
	Edge Banding Color Code:	RD-Red, BY-Banana Yellow, OR-Orange, RB-Royal Blue SB-Sky Blue, LG-Lime Green, GR-Grey, PR-Purple, BK-Black, LGS-Liquid Glass, PLT-Platinum, CHR-Charcoal, PTY-Putty, SMK-Smoke	
Chemical Resistant Top Upgrade	CT-HID4840	48" X 40" 1" Phenolic Core with Chemical Resistant Laminate Top in Black Finish. To be paired with all single-sided Hideaway Tables.	\$509
Chemical Resistant Top Upgrade	CT-HID4960	49" X 60" 1" Phenolic Core with Chemical Resistant Laminate Top in Black Finish. To be paired with all double-sided Hideaway Tables.	\$649
Locking Doors-Single Side Cart	HID31-LKD-10	Front Locking Doors (Double Doors) for 34" Single Side Table/Cart. Combination Cam Lock w/master key.	\$350
Locking Doors-Double Sided Cart	HID31-LKD-20	Front & Rear Locking Doors (Two Sets of Double Doors) for 34" Double Side Table/Cart. Combination Cam Lock w/master key.	\$694
Undermount Electrical	UME	Undermount Electrical (2AC/2USB) 2-Tamper-resistant AC receptacles, 1-4.2A USB Module with 2 ports, 10ft 14AWG x 3C SJT power cord, 15A rating. Satin Aluminum Finish.	\$119
Backpack hooks (set of 4)	BH4	Backpack hooks (set of 4)	\$204
Backpack hooks (set of 6)	BH6	Backpack hooks (set of 6)	\$307
Pegboard 	PEG-1216-XX	12x16 Metal Pegboard. Scratch-resistant powder-coated finish. 20-gauge steel. 5 standard hooks included. Accepts conventional 1/2" standard pegboard hooks. Available in 6 colors: Black (BK), Red (RD), Purple (PR), Royal Blue (RB), Silver (SV), Orange (OR) ONLY SOLD WITH CEF TABLES & CARTS	\$84

42" HIDEAWAY STORAGE TABLES	MODEL #	PRODUCT DESCRIPTION	LIST
XXX=Color Code (See Laminate Selctions Above)	HST42-SSHV-4940-XXX	Hideaway Storage Table-42Hx49Wx40L-1.5" UV Coated-Anti-Microbial Solid Maple Butcher Block Top mounted atop our Hideaway Single Sided Storage Cart with two internal split shelves. Cart Dimensions: 19D x 27.5W x 39H. Cart is constructed of high pressure laminate with 3" Heavy Duty All-Locking/Swivel Casters.	\$2,575
	HST42-DSHV-4960-XXX	Hideaway Storage Table-42Hx49Wx60L-1.5" UV Coated-Anti-Microbial Solid Maple Butcher Block Top mounted atop our Hideaway Double Sided Storage Cart each side with two internal split shelves. Cart Dimensions: 37D x 27.5W x 39H. Cart is constructed of high pressure laminate with 3" Heavy Duty All-Locking/Swivel Casters.	\$3,523

		Hideaway Storage Table-42Hx49Wx40L-1.5" UV Coated-Anti-Microbial Solid Maple Butcher Block Top mounted atop our Hideaway Single Sided 12 Bin Storage Cart-Solid Back Panel (4-6" Deep Trays/8-3" Shallow Trays) Featuring Grattells Translucent Trays (Lids/Inserts/Extra Trays Sold Separately). Storage Cart Dimensions: 19D x 27.5W x 39H. Cart is constructed of HPL with 3" Heavy Duty All-Locking/Swivel Casters.	\$2,674
	HST42-12BIN-4940-XXX		
		Hideaway Storage Table-42Hx49Wx60L-1.5" UV coated Anti-Microbial Solid Maple Butcher Block Top mounted atop our Hideaway Double Sided 24 Bin Storage Cart 37D x 27.5W x 39H. Featuring Grattells Translucent Trays (8-6" Deep Trays/16-3" Shallow Trays) (Lids/Inserts/Extra Trays Sold Separately). Cart is constructed of HPL with 3" Heavy Duty All-Locking/Swivel Casters.	\$3,698
	HST42-24BIN-4960-XXX		
		Hideaway Storage Table-42Hx49Wx60L-1.5" UV Coated-Anti-Microbial Solid Maple Butcher Block Top mounted atop our Hideaway Double Sided Storage Cart: Side One: Two Internal Split Shelves & Side 2: 12 Bins (4-6" Deep Trays/8-3" Shallow Trays) Featuring Grattells Translucent Trays (Lids/Inserts/Extra Trays Sold Separately). Bin Storage Cart 37D x 27.5W x 39H. Cart is constructed of high pressure laminate with 3" Heavy Duty All-Locking/Swivel Casters.	\$3,574
	HST42-BNSV-4960-XXX		
		Hideaway Storage Table-42Hx49Wx40L-1.5" UV Coated-Anti-Microbial Solid Maple Butcher Block Top with 4 magnet mounts, mounted atop our Hideaway Single Sided Storage Cart with two internal split shelves. Cart Dimensions: 19D x 27.5W x 39H. Cart is constructed of high pressure laminate with 3" Heavy Duty All-Locking/Swivel Casters. Choice of 4-30" Colored Metal Stools	\$3,245
	HST42-4-SSHV-4940-XXX		
		Hideaway Storage Table-42Hx49Wx60L-1.5" UV Coated-Anti-Microbial Solid Maple Butcher Block Top with 6 magnet mounts, mounted atop our Hideaway Double Sided Storage Cart each side with two internal split shelves. Cart Dimensions: 37D x 27.5W x 39H. Cart is constructed of high pressure laminate with 3" Heavy Duty All-Locking/Swivel Casters. Choice of 6-30" Colored Metal Stools	\$4,528
	HST42-6-DSHV-4960-XXX		
		Hideaway Storage Table-42Hx49Wx40L-1.5" Solid Maple Butcher Block Top with 4 magnets mounted atop our Hideaway Single Sided 12 Bin Storage Cart. Cart Dimensions: 19D x 27.5W x 39H. Featuring Grattells Translucent Trays (4-6" Deep Trays/8-3" Shallow Trays) (Lids/Inserts/Extra Trays Sold Separately). Cart is constructed of HPL with 3" Heavy Duty All-Locking/Swivel Casters. Choice of 4-30" Colored Metal Stools	\$3,343
	HST42-4-12BIN-4940-XXX		
		Hideaway Storage Table-42Hx49Wx60L-1.5" Solid Maple Butcher Block Top with 6 magnets mounted atop our Hideaway Double Sided 24 Bin Storage Cart. Cart Dimensions: 37D x 27.5W x 39H. Featuring Grattells Translucent Trays (8-6" Deep Trays/16-3" Shallow Trays) (Lids/Inserts/Extra Trays Sold Separately). Cart is constructed of HPL with 3" Heavy Duty All-Locking/Swivel Casters. Choice of 6-30" colored metal stools.	\$4,703
	HST42-6-24BIN-4960-XXX		
		Hideaway Storage Table-42Hx49Wx60L-1.5" UV Coated-Anti-Microbial Solid Maple Butcher Block Top with 6 magnet mounts atop our Hideaway Double Sided Storage Cart: Side One:two internal split shelves & Side 2: 12 Bins (4-6" Deep Trays/8-3" Shallow Trays) Featuring Grattells Translucent Trays (Lids/Inserts/Extra Trays Sold Separately). Bin Storage Cart 37D x 27.5W x 39H. Cart is constructed of high pressure laminate with 3" Heavy Duty All-Locking/Swivel Casters. Choice of 6-30" Colored Metal Stools.	\$4,577
	HST42-6-BNSV-4960-XXX		
Tough Top	TT-HID4940-XXX-XX	49" x 40" x 1" powder coated MDF substrate, antimicrobial, seamless finish-no edge banding or T-Molding. Offered in 4 standard colors.	-\$250
Tough Top	TT-HID4960-XXX-XX	49" x 60" x 1" powder coated MDF substrate, antimicrobial, seamless finish-no edge banding or T-Molding. Offered in 4 standard colors.	-\$200
High Pressure Laminate Top:	HPL-HID4840-XXX-XX	48" X 40" X 1.125 High Pressure Laminate Top. To be paired with all single-sided Hideaway Tables. See available colors below.	-\$420
	HPL-HID4960-XXX-XX	49" X 60" X 1.125 High Pressure Laminate Top. To be paired with all double-sided Hideaway Tables. See available colors below.	-\$490
Dry Erase Top:	WHM-HID4840-XX	48" X 40" X 1.125 White Dry Erase Top. To be paired with all single-sided Hideaway Tables. Available edge banding colors: See below	-\$420
Dry Erase Top:	WHM-HID4960-XX	48" X 60" X 1.125 White Dry Erase Top. To be paired with all single-sided Hideaway Tables. Available edge banding colors: See below	-\$490
	Edge Banding Color Code:	RD-Red, BY-Banana Yellow, OR-Orange, RB-Royal Blue SB-Sky Blue, LG-Lime Green, GR-Grey, PR-Purple, BK-Black, LGS-Liquid Glass, PLT-Platinum, CHR-Charcoal, PTY-Putty, SMK-Smoke	
	Tough Top Color Code	NS-Northsea Grey, SC-Storm Cloud, WG-Grey, BK-Black	
	Laminate Top Color Code:	HP Laminate Colors available: Black (BKS), Northsea Grey (NSS), Grey (WGS), Folkstone Hex (FHS), Tailored Linen (TLS), Whitewash Birchply (WWBP), Cascara Teakwood (CTWD), Dogbone White (DBS), Cenizo Cherry (CNCH), Wintersky (WSS).	
Chemical Resistant Top Upgrade	CT-HID4840	48" X 40" 1" Phenolic Core with Chemical Resistant Laminate Top in Black Finish. To be paired with all single-sided Hideaway Tables.	\$509
Chemical Resistant Top Upgrade	CT-HID4960	49" X 60" 1" Phenolic Core with Chemical Resistant Laminate Top in Black Finish. To be paired with all double-sided Hideaway Tables.	\$649
Locking Doors-Single Side Cart	HID39-LKD-12	Front Locking Doors (Double Doors) for 42" Single Side Table/Cart. Combination Cam Lock w/master key.	\$391
Locking Doors-Double Sided Cart	HID39-LKD-24	Front & Rear Locking Doors (Two Sets of Double Doors) for 42" Double Side Table/Cart. Combination Cam Lock w/master key.	\$783
Undermount Electrical	UME	Undermount Electrical (2AC/2USB) 2-Tamper-resistant AC receptacles, 1-4.2A USB Module with 2 ports, 10ft 14AWG x 3C SJT power cord, 15A rating, Satin Aluminum Finish.	\$119
Backpack hooks (set of 4)	BH4	Backpack hooks (set of 4)	\$204
Backpack hooks (set of 6)	BH6	Backpack hooks (set of 6)	\$307
Cart Options	See Hideaway Storage Tables	See Hideaway Storage Cart Options Above for Additional Trays, Lids, or Inserts	
Magnetic Dry Erase Board	EB-1632-WH	16x32 White Metal Magnetic and Dry Erase Board. Scratch-resistant powder-coated finish. 18-gauge steel. Only available on 42" H Tables and only sold with CEF Products	\$150
Pegboard	PEG-1216-XX	12x16 Metal Pegboard. Scratch-resistant powder-coated finish. 20-gauge steel. 5 standard hooks included. Accepts conventional 1/2" standard pegboard hooks. Available in 6 colors: Black (BK), Red (RD), Purple (PR), Royal Blue (RB), Silver (SV), Orange (OR) ONLY SOLD WITH CEF TABLES & CARTS	\$84

Sit To Stand Instructor's Desk	MODEL #	PRODUCT DESCRIPTION	LIST
	STS-RSD-XXX	Teacher Podium with attached right return sit to stand desk and modesty panel. Podium dimensions are 26"Wx21"Dx39"H and comes standard with front locking door, two adjustable shelves, 6 outlet strip w/20ft cord surge protector and 3" locking/swivel casters. Sit to stand desk dimensions are 23Wx48Lx1.125D table top affixed to a pneumatic base with a height range of 29"-45" Cart top & base, internal shelves, desk top, and edge banding will be Northsea Grey or Grey depending on laminate selection. Cart body and modesty panel offered in all standard laminate selections.	\$3,137
	STS-LSD-XXX	Teacher Podium with attached left return sit to stand desk and modesty panel. Podium dimensions are 26"Wx21"Dx39"H and comes standard with front locking door, two adjustable shelves, 6 outlet strip w/20ft cord surge protector and 3" locking/swivel casters. Sit to stand desk dimensions are 23Wx48Lx1.125D table top affixed to a pneumatic base with a height range of 29"-45" Cart top & base, internal shelves, desk top, and edge banding will be Northsea Grey or Grey depending on laminate selection. Cart body and modesty panel offered in all standard laminate selections.	\$3,137



MMC-HPL-XXX

Teacher Podium only. Podium dimensions are 26"Wx21"Dx39"H and comes standard with front locking door, two adjustable shelves, 6 outlet strip w/20ft cord surge protector and 3" locking/swivel casters.

\$1,168



STS-DESK-RSD-XXX

Teacher Desk Only. Right return sit to stand desk and modesty panel. Sit to stand desk dimensions are 23Wx48Lx1.125D table top affixed to a pneumatic base with a height range of 29"-45". Desk top, and edge banding will be Northsea Grey or Grey depending on laminate selection for modesty panel. Modesty panel offered in all standard laminate selections.

\$1,969



STS-DESK-LSD-XXX

Teacher Desk Only. Left return sit to stand desk and modesty panel. Sit to stand desk dimensions are 23Wx48Lx1.125D table top affixed to a pneumatic base with a height range of 29"-45". Desk top, and edge banding will be Northsea Grey or Grey depending on laminate selection for modesty panel. Modesty panel offered in all standard laminate selections.

\$1,969

XXX=Laminate Color Code

Available in our 18 Standard High Pressure Laminates-See Creation Cube Section for Color Codes

BRS FLEX- New!	Height Adjustable Tables	BRS-Flex Height Adjustable Table with 1.5" UV Coated Anti-Microbial Solid Maple Butcher Block Top, Full Square Steel frame, Four Post Leg Design With Corner Gussets. Glides are standard. 3" All locking/swivel casters are available as an option. Magnet/Stool Package Available. Ask about Robotics Kit! Legs Available in Black-BK & Silver-SV. Ordering Example: BRSFLEX-2460-XX or XXX (top type)-XX (leg color code)-XXX (laminate code if applicable)	26"H	30"H	36"H	42"H
			Butcher Block	Chemical Resistant	High Pressure Laminate	
		BB=Butcher Block-1.5" UV Coated Anti-Microbial Solid Maple	LIST	LIST	LIST	LIST
		CT=Chemical Resistant Top-1" Phenolic Core with Black Chemical Resistant Laminate Overlay	24x60	\$1,494.00	\$1,818.00	\$1,070.00
		HPL=High Pressure Laminate* Color Codes Below: Black (BKS), Northsea Grey (NSS), Grey (WGS), Folkstone Hex (FHS), Tailored Linen (TLS), Whitewash Birchply (WWBP), Cascara Teakwood (CTWD), Dogbone White (DBS) Cenizo Cherry (CNCH), Wintersky (WSS). **NOTE EDGE BANDING COLOR BELOW**	24x72	\$1,600.00	\$2,048.00	\$1,150.00
			30x60	\$1,600.00	\$2,048.00	\$1,150.00
			30x72	\$1,774.00	\$2,304.00	\$1,160.00
			36x60	\$1,724.00	\$2,288.00	\$1,192.00
		Edge Banding Colors: RD-Red, BY-Banana Yellow, OR-Orange, RB-Royal Blue, SB-Sky Blue, LG-Lime Green, GR-Grey, PR-Purple, BK-Black, LGS-Liquid Glass, PLT-Platinum, CHR-Charcoal, PTY-Putty, SMK-Smoke	36x72	\$1,916.00	\$2,582.00	\$1,300.00
		Leg Colors: SV-Silver or BK-Black	42x60	\$1,732.00	\$2,736.00	\$1,290.00
		Set of 4 Casters-All locking/swivel 3" heavy duty	42x72	\$2,074.00	\$3,170.00	\$1,470.00
				\$72.00	\$72.00	\$72.00

ROBOTICS KITS AVAILABLE ON 42X72!

Brainstorm Workbench	26" Height	Brainstorm Workbench Table-(Standard) 1.5" UV Coated Anti-Microbial Solid Maple Butcher Block Top, Full Square Steel frame, Four Post Leg Design With Corner Gussets. 3" All locking/swivel casters standard on all tables. Glides & Magnet/Stool Package Available. Ask about Robotics Kit! Legs Available in Six Colors-Red, Royal Blue, Purple, Orange, Silver, Black	26"H	30"H	36"H	42"H
			Butcher Block	Chemical Resistant	High Pressure Laminate	
			Size	LIST	LIST	LIST
		Ordering Example: BRS26-2460-XX or XXX (top type)-XX (leg color code)-XXX (laminate color code if applicable)	24x60	\$1,623	\$1,949	\$1,312
		Top Type: BB=Butcher Block-1.5" UV Coated Anti-Microbial Solid Maple CT=Chemical Resistant Top-1" Phenolic Core with Black Chemical Resistant Laminate Overlay HPL=High Pressure Laminate* Note: If ordering high pressure laminate top, please include additional XXX color code as seen below. 1.125" thickness.	24x72	\$1,739	\$2,175	\$1,413
			24x84	\$1,924	\$2,437	\$1,524
			30x60	\$1,739	\$2,188	\$1,413
			30x72	\$1,928	\$2,458	\$1,489
			30x84	\$2,101	\$2,713	\$1,586
		Color Code For Legs and Laminate: Leg Colors: RD-Red/RB-Royal Blue/PL-Purple/OR-Orange/SV-Silver/BK-Black HP Laminate Colors: Black (BKS), Northsea Grey (NSS), Grey (WGS), Folkstone Hex (FHS), Tailored Linen (TLS), Whitewash Birchply (WWBP) Cascara Teakwood (CTWD), Dogbone White (DBS), Cenizo Cherry (CNCH), Wintersky (WSS).	36x60	\$1,875	\$2,437	\$1,475
			36x72	\$2,083	\$2,748	\$1,603
			36x84	\$2,301	\$3,067	\$1,712
			42x60	\$1,883	\$2,886	\$1,586
			42x72	\$2,254	\$3,350	\$1,811
			42x84	\$2,561	\$3,760	\$1,811



Robotics Kit available in this size

Robotics Kit available in this size



Magnet Assembly	MG-BRS	Magnet assembly per seat-includes magnet, spacer, and mounting bracket	\$72
Metal Stools	MS-XX-18	Metal Stool 18" (26" ships with 18" stools) XX-Indicates Color Code Needed on Purchase Order	\$150
	Color Codes	SV-Silver, RB-Royal Blue, OR-Orange, RD-Red, BK-Black, PL-Purple, TB-Teal Blue	
Glide Option	BRS-GUIDE	Set of 4 Glides for Brainstorm Workbench. This will shipped in addition to our standard casters	\$31
Undermount Electrical	UME	Undermount Electrical (2AC/2USB) 2-Tamper-resistant AC receptacles, 1-4.2A USB Module with 2 ports, 10ft 14AWG x 3C SJT power cord, 15A rating. Satin Aluminum Finish.	\$119
Backpack hooks (set of 4)	BH4	Backpack hooks (set of 4)	\$204
Backpack hooks (set of 6)	BH6	Backpack hooks (set of 6)	\$307
Backpack hooks (set of 8)	BH8	Backpack hooks (set of 8)	\$412

Brainstorm Workbench	30" Height	Brainstorm Workbench Table-(Standard) 1.5" UV Coated Anti-Microbial Solid Maple Butcher Block Top, Full Square Steel frame, Four Post Leg Design With Corner Gussets. 3" All locking/swivel casters standard on all tables. Glides & Magnet/Stool Package Available. Ask about Robotics Kit! Legs Available in Six Colors-Red, Royal Blue, Purple, Orange, Silver, Black	30"H	36"H	42"H	
			Butcher Block	Chemical Resistant	Laminate	
			Size	LIST	LIST	
		Ordering Example: BRS30-2460-XX or XXX (top type)-XX (leg color code)-XXX (laminate color code if applicable)	24x60	\$1,662	\$1,986	\$1,351
		Top Type: BB=Butcher Block-1.5" UV Coated Anti-Microbial Solid Maple CT=Chemical Resistant Top-1" Phenolic Core with Black Chemical Resistant Laminate Overlay HPL=High Pressure Laminate* Note: If ordering high pressure laminate top, please include additional XXX color code as seen below. 1.125" thickness.	24x72	\$1,774	\$2,212	\$1,448
			24x84	\$1,961	\$2,476	\$1,613
			30x60	\$1,774	\$2,225	\$1,450
			30x72	\$1,967	\$2,536	\$1,524
			30x84	\$2,136	\$2,752	\$1,623
		Color Code For Legs and Laminate: Leg Colors: RD-Red/RB-Royal Blue/PL-Purple/OR-Orange/SV-Silver/BK-Black HP Laminate Colors: Black (BKS), Northsea Grey (NSS), Grey (WGS), Folkstone Hex (FHS), Tailored Linen (TLS), Whitewash Birchply (WWBP) Cascara Teakwood (CTWD), Dogbone White (DBS), Cenizo Cherry (CNCH), Wintersky (WSS).	36x60	\$1,914	\$2,476	\$1,524
			36x72	\$2,122	\$2,785	\$1,638
			36x84	\$2,336	\$3,144	\$1,749
			42x60	\$1,922	\$2,923	\$1,625
			42x72	\$2,291	\$3,387	\$1,852
			42x84	\$2,602	\$3,801	\$1,852









Robotics Kit available in this size

Robotics Kit available in this size








Magnet Assembly	MG-BRS	Magnet assembly per seat-includes magnet, spacer, and mounting bracket	\$72
Metal Stools	MS-XX-18	Metal Stool 18" (30" ships with 18" stools) XX-Indicates Color Code Needed on Purchase Order	\$150
	Color Codes	SV-Silver, RB-Royal Blue, OR-Orange, RD-Red, BK-Black, PL-Purple, TB-Teal Blue	
Glide Option	BRS-GUIDE	Set of 4 Glides for Brainstorm Workbench. This will shipped in addition to our standard casters	\$30
Undermount Electrical	UME	Undermount Electrical (2AC/2USB) 2-Tamper-resistant AC receptacles, 1-4.2A USB Module with 2 ports, 10ft 14AWG x 3C SJT power cord, 15A rating. Satin Aluminum Finish.	\$120
Backpack hooks (set of 4)	BH4	Backpack hooks (set of 4)	\$204
Backpack hooks (set of 6)	BH6	Backpack hooks (set of 6)	\$307
Backpack hooks (set of 8)	BH8	Backpack hooks (set of 8)	\$412

Brainstorm Workbench		34" Height	Brainstorm Workbench Table-(Standard) 1.5" UV Coated Anti-Microbial Solid Maple Butcher Block Top, Full Square Steel frame, Four Post Leg Design With Corner Gussets. 3" All locking/swivel casters standard on all tables. Glides & Magnet/Stool Package Available. Ask about Robotics Kit! Legs Available In Six Colors-Red, Royal Blue, Purple, Orange, Silver, Black	34"H	Butcher Block	Chemical Resistant	Laminate
			Ordering Example: BRS34-2460-XX or XXX (top type)-XX (leg color code)-XXX (laminatone color code if applicable)	Size	LIST	LIST	LIST
 <p>Robotics Kit available in this size</p> 	BRS34-2460-XX-XX	24x60	\$1,662	\$1,986	\$1,351		
	BRS34-2472-XX-XX	24x72	\$1,774	\$2,212	\$1,448		
	BRS34-2484-XX-XX	24x84	\$1,961	\$2,476	\$1,613		
	BRS34-3060-XX-XX	30x60	\$1,774	\$2,225	\$1,450		
	BRS34-3072-XX-XX	30x72	\$1,967	\$2,526	\$1,524		
	BRS34-3084-XX-XX	30x84	\$2,136	\$2,752	\$1,623		
	BRS34-3660-XX-XX	36x60	\$1,914	\$2,476	\$1,524		
	BRS34-3672-XX-XX	36x72	\$2,122	\$2,785	\$1,638		
	BRS34-3684-XX-XX	36x84	\$2,336	\$3,144	\$1,749		
	BRS34-4260-XX-XX	42x60	\$1,922	\$2,923	\$1,625		
BRS34-4272-XX-XX	42x72	\$2,291	\$3,387	\$1,852			
BRS34-4284-XX-XX	42x84	\$2,602	\$3,801	\$1,852			
Edge Banding Colors		<p>Leg Colors: RD-Red/RB-Royal Blue/PL-Purple/OR-Orange/SV-Silver/BK-Black</p> <p>HP Laminate Colors: Black (BKS), Northsea Grey (NSS), Grey (WGS), Folkstone Hex (FHS), Tailored Linen (TLS), Whitewash Birchply (WWBP), Cascara Teakwood (CTWD), Dogbone White (DBS), Cenizo Cherry (CNCH), Wintersky (WSS).</p> <p>RD-Red, BY-Banana Yellow, OR-Orange, RB-Royal Blue SB-Sky Blue, LG-Lime Green, GR-Grey, PR-Purple, BK-Black, LGS-Liquid Glass, PLT-Platinum, CHR-Charcoal, PTY-Putty, SMK-Smoke</p>					
RBK-4272-XX (color code)		10 piece kit includes four metal corners, four polycarbonate/magnetized sides, and two support clamps (for long sides). Kit fits onto 1.5" Butcher block top to create a secure bumper kit for robotics in the classroom. ONLY SOLD WITH CEF TABLES Offered in 6 colors: SV-Silver, BK-Black, PL-Purple, RD-Red, RB-Royal Blue, OR-Orange	\$913				
RBK-4284-XX (color code)		10 piece kit includes four metal corners, four polycarbonate/magnetized sides, and two support clamps (for long sides). Kit fits onto 1.5" Butcher block top to create a secure bumper kit for robotics in the classroom. ONLY SOLD WITH CEF TABLES Offered in 6 colors: SV-Silver, BK-Black, PL-Purple, RD-Red, RB-Royal Blue, OR-Orange	\$913				
Magnet Assembly	MG-BRS MS-XX-24 Color Codes:	Magnet assembly per seat-includes magnet, spacer, and mounting bracket Metal Stool 24" (34" ships with 24" stools) XX-Indicates color code needed on purchase order WH-White, SC-Storm Cloud, RS-Raw Steel, TB-Teal Blue, PL-Purple, SV-Silver BK-Black, GR-Green, YL-Yellow, RD-Red, RB-Royal Blue, OR-Orange	\$72 \$150				
Glide Option	BRS-GLIDE	Set of 4 Glides for Brainstorm Workbench. This will shipped in addition to our standard casters	\$30				
Undermount Electrical	UME	Undermount Electrical (2AC/2USB) 2-Tamper-resistant AC receptacles, 1-4.2A USB Module with 2 ports, 10ft 14AWG x 3C SJT power cord, 15A rating. Satin Aluminum Finish.	\$120				
Backpack hooks (set of 4)	BH4	Backpack hooks (set of 4)	\$204				
Backpack hooks (set of 6)	BH6	Backpack hooks (set of 6)	\$307				
Backpack hooks (set of 8)	BH8	Backpack hooks (set of 8)	\$412				
Brainstorm Workbench		42" Height	Brainstorm Workbench Table-(Standard) 1.5" UV Coated Anti-Microbial Solid Maple Butcher Block Top, Full Square Steel frame, Four Post Leg Design With Corner Gussets. 3" All locking/swivel casters standard on all tables. Glides & Magnet/Stool Package Available. Ask about Robotics Kit! Legs Available In Six Colors-Red, Royal Blue, Purple, Orange, Silver, Black	42"H	Butcher Block	Chemical Resistant	Laminate
			Ordering Example: BRS42-2460-XX or XXX (top type)-XX (leg color code)-XXX (laminatone color code if applicable)	Size	LIST	LIST	LIST
 <p>Robotics Kit available in this size</p> 	BRS42-2460-XX-XX	24x60	\$1,700	\$2,023	\$1,386		
	BRS42-2472-XX-XX	24x72	\$1,811	\$2,250	\$1,489		
	BRS42-2484-XX-XX	24x84	\$2,000	\$2,511	\$1,648		
	BRS42-3060-XX-XX	30x60	\$1,811	\$2,260	\$1,489		
	BRS42-3072-XX-XX	30x72	\$2,004	\$2,534	\$1,586		
	BRS42-3084-XX-XX	30x84	\$2,175	\$2,789	\$1,662		
	BRS42-3660-XX-XX	36x60	\$1,949	\$2,511	\$1,561		
	BRS42-3672-XX-XX	36x72	\$2,161	\$2,820	\$1,675		
	BRS42-3684-XX-XX	36x84	\$2,373	\$3,144	\$1,788		
	BRS42-4260-XX-XX	42x60	\$1,957	\$2,962	\$1,662		
BRS42-4272-XX-XX	42x72	\$2,330	\$3,424	\$1,887			
BRS42-4284-XX-XX	42x84	\$2,637	\$3,836	\$1,887			
Edge Banding Colors		<p>Leg Colors: RD-Red/RB-Royal Blue/PL-Purple/OR-Orange/SV-Silver/BK-Black</p> <p>HP Laminate Colors: Black (BKS), Northsea Grey (NSS), Grey (WGS), Folkstone Hex (FHS), Tailored Linen (TLS), Whitewash Birchply (WWBP), Cascara Teakwood (CTWD), Dogbone White (DBS), Cenizo Cherry (CNCH), Wintersky (WSS).</p> <p>RD-Red, BY-Banana Yellow, OR-Orange, RB-Royal Blue SB-Sky Blue, LG-Lime Green, GR-Grey, PR-Purple, BK-Black, LGS-Liquid Glass, PLT-Platinum, CHR-Charcoal, PTY-Putty, SMK-Smoke</p>					
RBK-4272-XX (color code)		10 piece kit includes four metal corners, four polycarbonate/magnetized sides, and two support clamps (for long sides). Kit fits onto 1.5" Butcher block top to create a secure bumper kit for robotics in the classroom. ONLY SOLD WITH CEF TABLES Offered in 6 colors: SV-Silver, BK-Black, PL-Purple, RD-Red, RB-Royal Blue, OR-Orange	\$913				
RBK-4284-XX (color code)		10 piece kit includes four metal corners, four polycarbonate/magnetized sides, and two support clamps (for long sides). Kit fits onto 1.5" Butcher block top to create a secure bumper kit for robotics in the classroom. ONLY SOLD WITH CEF TABLES Offered in 6 colors: SV-Silver, BK-Black, PL-Purple, RD-Red, RB-Royal Blue, OR-Orange	\$913				
Magnet Assembly	MG-BRS MS-XX-30 Color Codes:	Magnet assembly per seat-includes magnet, spacer, and mounting bracket Metal Stool 30" (42" ships with 30" stools) XX-Indicates color code needed on purchase order WH-White, SC-Storm Cloud, RS-Raw Steel, TB-Teal Blue, PL-Purple, SV-Silver BK-Black, GR-Green, YL-Yellow, RD-Red, RB-Royal Blue, OR-Orange	\$72 \$157				
Glide Option	BRS-GLIDE	Set of 4 Glides for Brainstorm Workbench. This will shipped in addition to our standard casters	\$30				
Undermount Electrical	UME	Undermount Electrical (2AC/2USB) 2-Tamper-resistant AC receptacles, 1-4.2A USB Module with 2 ports, 10ft 14AWG x 3C SJT power cord, 15A rating. Satin Aluminum Finish.	\$120				
Backpack hooks (set of 4)	BH4	Backpack hooks (set of 4)	\$204				
Backpack hooks (set of 6)	BH6	Backpack hooks (set of 6)	\$307				
Backpack hooks (set of 8)	BH8	Backpack hooks (set of 8)	\$412				
IDEA ISLAND		PRODUCT DESCRIPTION		LIST			
XX=Color Code For Legs		IDEA ISLAND BASIC (no electric) 30" Height 84Lx48Wx30H Comes with full steel frame, cable management, heavy duty 5" locking casters. 1.5" UV coated anti-microbial in solid Maple, Walnut, or Mixed Species Butcher Block Top. Colored Legs Offered in RD-Red/RB-Royal Blue/PR-Purple/OR-Orange/SV-Silver/BK-Black					
	ID30-BAS-XX-XXX	IDEA ISLAND 6-SEAT 30" Height 84Lx48Wx30H Comes with full steel frame, cable management, heavy duty 5" locking casters, 6 stools which magnetize to the table base, and a pop-up dual dock electrical station which includes 4AC / 4USB / 1HDMI / 1 VGA. 1.5" UV coated anti-microbial solid Maple, Walnut, or Mixed Species Butcher Block Top. Colored Legs Offered in RD-Red/RB-Royal Blue/PR-Purple/OR-Orange/SV-Silver/BK-Black					
	ID30-6-XX-XXX	IDEA ISLAND 8-SEAT 30" Height 84Lx48Wx30H Comes with full steel frame, cable management, heavy duty 5" locking casters, 8 stools which magnetize to the table base, and a pop-up dual dock electrical station which includes 4AC / 4USB / 1HDMI / 1 VGA. 1.5" UV coated anti-microbial solid Maple, Walnut, or Mixed Species Butcher Block Top. Colored Legs Offered in RD-Red/RB-Royal Blue/PR-Purple/OR-Orange/SV-Silver/BK-Black					
	ID30-8-XX-XXX	IDEA ISLAND BASIC (no electric) 34" Height 84Lx48Wx34H Comes with full steel frame, cable management, heavy duty 5" locking casters. 1.5" UV coated anti-microbial solid Maple, Walnut, or Mixed Species Butcher Block Top. ADA Compliant. Colored Legs Offered in RD-Red/RB-Royal Blue/PR-Purple/OR-Orange/SV-Silver/BK-Black					
	ID34-BAS-XX-XXX	IDEA ISLAND 6-SEAT 34" Height 84Lx48Wx34H Comes with full steel frame, cable management, heavy duty 5" locking casters, 6 stools which magnetize to the table base, and a pop-up dual dock electrical station which includes 4AC / 4USB / 1HDMI / 1 VGA. 1.5" UV coated anti-microbial solid Maple, Walnut, or Mixed Species Butcher Block Top. ADA Compliant. Colored Legs Offered in RD-Red/RB-Royal Blue/PR-Purple/OR-Orange/SV-Silver/BK-Black					
	ID34-6-XX-XXX	IDEA ISLAND 8-SEAT 34" Height 84Lx48Wx34H Comes with full steel frame, cable management, heavy duty 5" locking casters, 8 stools which magnetize to the table base, and a pop-up dual dock electrical station which includes 4AC / 4USB / 1HDMI / 1 VGA. 1.5" UV coated anti-microbial solid Maple, Walnut, or Mixed Species Butcher Block Top. ADA Compliant. Colored Legs Offered in RD-Red/RB-Royal Blue/PR-Purple/OR-Orange/SV-Silver/BK-Black					


	ID34-8-XX-XXX	IDEA ISLAND 8-SEAT 34" Height 84Lx48Wx34H Comes with full steel frame, cable management, heavy duty 5" locking casters, 8 stools which magnetize to the table base, and a pop-up dual dock electrical station which includes 4AC / 4USB / 1HDMI / 1 VGA. 1.5" UV coated anti-microbial Solid Maple Butcher Block Top. ADA Compliant. Colored Legs Offered in RD-Red/RB-Royal Blue/PR-Purple/OR-Orange/SV-Silver/BK-Black	\$6,567
	ID42-BAS-XX-XXX	IDEA ISLAND BASIC (no electric) 42" Height 84Lx48Wx42H Comes with full steel frame, cable management, heavy duty 5" locking casters. 1.5" UV coated anti-microbial solid Maple, Walnut, or Mixed Species Butcher Block Top. Colored Legs Offered in RD-Red/RB-Royal Blue/PR-Purple/OR-Orange/SV-Silver/BK-Black	\$4,239
	ID42-6-XX-XXX	IDEA ISLAND 6-SEAT 42" Height 84Lx48Wx42H Comes with full steel frame, cable management, heavy duty 5" locking casters, 6 stools which magnetize to the table base, and a pop-up dual dock electrical station which includes 4AC / 4USB / 1HDMI / 1 VGA. 1.5" UV coated anti-microbialsolid Maple, Walnut, or Mixed Species Butcher Block Top. Colored Legs Offered in RD-Red/RB-Royal Blue/PR-Purple/OR-Orange/SV-Silver/BK-Black	\$6,310
	ID42-8-XX-XXX	IDEA ISLAND 8-SEAT 42" Height 84Lx48Wx42H Comes with full steel frame, cable management, heavy duty 5" locking casters, 8 stools which magnetize to the table base, and a pop-up dual dock electrical station which includes 4AC / 4USB / 1HDMI / 1 VGA. 1.5" UV coated anti-microbial solid Maple, Walnut, or Mixed Species Butcher Block Top. Colored Legs Offered in RD-Red/RB-Royal Blue/PR-Purple/OR-Orange/SV-Silver/BK-Black	\$6,825
		IDEA ISLAND OPTIONS & UPGRADES	
	RE	Remove electrical component (deduction on 6 or 8 stool option only)	-\$390
	IDU6	Add Flush Mount Pop Up Electrical-4AC / 4USB / 1HDMI / 1 VGA	\$696
Maple Butcher Block	MPL	1.5" UV Coated Anti-Microbial Solid Maple Butcher Block Top.	\$0
Walnut Butcher Block- NEW!	WAL	1.5" UV Coated Anti-Microbial Solid Walnut Butcher Block Top.	\$0
Mixed Species Butcher Block- NEW!	MIX	1.5" UV Coated Anti-Microbial Mixed Species of Solid Walnut & Maple Butcher Block Top.	\$0
Tough Top	TT	1" powder coated MDF substrate, antimicrobial, seamless finish-no edge banding or T-Molding. Colors: Northsea Grey, Grey, Black, Storm Cloud (Blue/Grey), (deduction)	-\$600
		NS-Northsea Grey, SC-Storm Cloud, WG-Grey, BK-Black,	
	HPL	HP Laminate (deduction) Colors available: Black (BKS), Northsea Grey (NSS), Grey (WGS), Folkstone Hex (FHS), Tailored Linen (TLS), Whitewash Birchply (WWBP), Cascara Teakwood (CTWD), Dogbone White (DBS), Cenizo Cherry (CNCH), Wintersky (WSS). See below for edging colors	-\$660
		RD-Red, BY-Banana Yellow, OR-Orange, RB-Royal Blue SB-Sky Blue, LG-Lime Green, GR-Grey, PR-Purple, BK-Black, LGS-Liquid Glass, PLT-Platinum, CHR-Charcoal, PTY-Putty, SMK-Smoke	
	CT	1" Phenolic Core with Chemical Resistant Laminate Top in Black Finish	\$1,296
	SS	1.5" Stainless Steel Food Grade 304 (Please call for current price)	CALL
	BH4	Backpack hooks (set of 4)	\$204
	BH6	Backpack hooks (set of 6)	\$307
	BH8	Backpack hooks (set of 8)	\$412
	PPK-XX	48W X 6"H-3-piece kit includes 2 support clamps and 1 polycarbonate center piece. (Paddles & balls not included) ONLY SOLD WITH CEF TABLES Offered in 6 colors: SV-Silver, BK-Black, PL-Purple, RD-Red, RB-Royal Blue, OR-Orange	\$250
		48Wx84L 10 piece kit includes four metal corners, four polycarbonate/magnetized sides, and two support clamps (for long sides). Kit fits onto 1.5" Butcher block top to create a secure bumper kit for robotics in the classroom. ONLY SOLD WITH CEF TABLES Offered in 6 colors: SV-Silver, BK-Black, PL-Purple, RD-Red, RB-Royal Blue, OR-Orange	\$913
		Stool Color Options:(24" for 34" Ideal Island /30" for 42" Idea Island) Includes 6 or 8 stools at no additional charge depending package selection	
	XX=Color Code	18" Metal Stools Available in	
	MS-XX-18	BK-Black, SV-Silver, TB-Teal Blue, RB-Royal Blue, PL-Purple, OR-Orange, RD-Red	
	MS-XX-24"	Metal Stools 24" or 30" **Copper and Mint Green have been discontinued**	
	or	WH-White, SC-Storm Cloud, RS-Raw Steel, TB-Teal Blue, PL-Purple, SV-Silver	
	MS-XX-30	BK-Black, GR-Green, YL-Yellow, RD-Red, RB-Royal Blue, OR-Orange	

THE QUAD POD	PRODUCT DESCRIPTION	LIST
--------------	---------------------	------

	QP-34-BASE	The QUAD POD BASE includes frame and maple butcher block top. Steel frame sitting on 3" heavy duty casters, and 1.5" 48 x 48 solid maple butcher block top. Your customer chooses 4 PODS to build out the table base. PODS connect to steel frame, top secures the pods together to create table. Must be sold with a total of 4 PODS, and can only house one trash pod per table.	\$2,163
	QA-DO-2S	POD Quadrant A-cabinet with 2 internal height adjustable shelves and a door for enclosed storage needs.	\$773
	QB-ND-2S	POD Quadrant B-cabinet with 2 internal height adjustable shelves, no door-open face.	\$643
	QC-DO-TR	POD Quadrant C-easy access trash station. Includes: trash can, door on the face of the cabinet, and a hole in the top of the table for easy disposal.	\$773
	QD-ND-SB	POD Quadrant D is designed for Maker storage. This includes an open face cabinet with 2 shelves and 3 storage bins with lids. (Bin Dividers Optional)	\$773

Tough Top	TT	48 x 48 x 1" powder coated MDF substrate, antimicrobial, seamless finish-no edge banding or T-Molding. Colors: NS-Northsea Grey, SC-Storm Cloud, WG-Grey, BK-Black (deduction)	-\$250
		48W x 48L x 1.125" High Pressure Laminate Top. Black (BKS), Northsea Grey (NSS), Grey (WGS), Folkstone Hex (FHS), Tailored Linen (TLS), Whitewash Birchply (WWBP), Cascara Teakwood (CTWD), Dogbone White (DBS), Cenizo Cherry (CNCH), Wintersky (WSS). DE-Dry Erase. See below for edging colors (deduction)	-\$270
		RD-Red, BY-Banana Yellow, OR-Orange, RB-Royal Blue SB-Sky Blue, LG-Lime Green, GR-Grey, PR-Purple, BK-Black, LGS-Liquid Glass, PLT-Platinum, CHR-Charcoal, PTY-Putty, SMK-Smoke	
	CT	1" Phenolic Core with Chemical Resistant Laminate Top in Black Finish 48x48	\$509
	U6	Basic Flush Mount Open Face Electrical Outlet 2AC / 2USB	\$89
	UME	Undermount Electrical (2AC/2USB)-Only Electrical option for Chemical Resistant Top	\$120
	BIN	Single Quantum Bin-Inside Dim: 9-3/16" x 6-9/16" x 3" Outside Dim: 10-7/8" x 8-1/4" x 5"	\$25
	LID	One lid for Quantum storage bin	\$19
	DIV-S	Short section of bin dividers - Set of 6	\$23
	DIV-L	Long section of bin dividers - Set of 6	\$31

		LAMINATE OPTIONS:	
	BKS	Black-Standard Matte Finish with Black Edge	
	WBS	Woolamai Brush-Standard Matte Finish with Northsea Grey Edge	
	MBS	Maroochy Brush-Standard Matte Finish with Northsea Grey Edge (While Supplies Last)	
	BBS	Birchbark-Standard Matte Finish with Northsea Grey Edge	
	OCs	Ocean-Standard Matte Finish with Northsea Grey Edge	
	DBS	Dogbone White Standard Matte Finish with Grey Edge (While Supplies Last)	
	EGS	Eggplant-Standard Matte Finish with Northsea Grey Edge (While Supplies Last)	









- SPS Sprout-Standard Matte Finish with Northsea Grey Edge **(While Supplies Last)**
- TGS Tangerine-Standard Matte Finish with Northsea Grey Edge **(While Supplies Last)**
- LGS Liquid Glass-Standard Matte Finish with Northsea Grey Edge
- WSS Wintersky-Standard Matte Finish with Northsea Grey Edge
- PSS Paint Scrape Steel-Standard Matte Finish with Northsea Grey Edge
- NSS Northsea Grey-Standard Matte Finish with Northsea Grey Edge
- HDP Happy Dots-Standard Matte Finish with Grey Edge
- LSS Layered Sand-Standard Matte Finish with Grey Edge
- WGS Grey-Standard Matte Finish with Grey Edge
- FHS Folkstone Hex-Standard Matte Finish with Northsea Grey Edge
- TRLN Tailored Linen-Standard Matte Finish with Northsea Grey Edge **-New Color!**
- CGS Concord Grape-Standard Matte Finish with Northsea Grey Edge **-New Color!**




WRITABLE GLASS TABLE		PRODUCT DESCRIPTION	LIST
	WG-72-XX	CEF WRITABLE GLASS TABLE 36"W x 72"L by .25" thick safety tempered glass on pneumatic sit-to-stand height adjustable base with adjustability from 29" to 45". Available in 6 color choices, optional casters available.	\$4,598
	P1	Locking Casters	\$128
	JR	Just Rose (Pastel Pink) Dry Erase Finish	
	OG	Oyster Gray (Khaki) Dry Erase Finish	
	WH	White Dry Erase Finish	
	JB	Just Blue (Carolina Blue) Dry Erase Finish	
	FO	Fossil (Green) Dry Erase Finish	
	LG	Liquid Glass (Light Green/Blue) Dry Erase Finish	
	FG	Fog (Grey) Dry Erase Finish	

HATT-HEIGHT ADJUSTABLE TILT TABLE		PRODUCT DESCRIPTION	LIST
	HATT3648-M-XXX	CEF HEIGHT ADJUSTABLE TILT TABLE 36"W x 48"L with height adjustable legs from 29" to 55" Comes in platinum colored base only. Available in 7 markerboard colors. Optional Casters Available. See Color Codes Below	\$2,247
	HATT3060-M-XXX	CEF HEIGHT ADJUSTABLE TILT TABLE 30"W x 60"L with height adjustable legs from 29" to 55" Comes in platinum colored base only. Available in 7 markerboard colors. Optional Casters Available. See Color Codes Below	\$2,373
	HATT3672-M-XXX	CEF HEIGHT ADJUSTABLE TILT TABLE 36"W x 72"L with height adjustable legs from 29" to 55" Comes in platinum colored base only. Available in 7 markerboard colors. Optional Casters Available. See Color Codes Below	\$2,497
	HATT3648-TT-XX	CEF HEIGHT ADJUSTABLE TILT TABLE 36"W x 48"L with height adjustable legs from 29" to 55" Comes in platinum colored base only. Available in 5 Tough Top colors. Optional Casters Available. See Color Codes Below	\$2,348
	HATT3060-TT-XX	CEF HEIGHT ADJUSTABLE TILT TABLE 30"W x 60"L with height adjustable legs from 29" to 55" Comes in platinum colored base only. Available in 5 Tough Top colors. Optional Casters Available. See Color Codes Below	\$2,474
	HATT3672-TT-XX	CEF HEIGHT ADJUSTABLE TILT TABLE 36"W x 72"L with height adjustable legs from 29" to 55" Comes in platinum colored base only. Available in 5 Tough Top colors. Optional Casters Available. See Color Codes Below	\$2,596
	P1	Locking Casters	\$128
	Tough Top Color Codes	NS-Northsea Grey, SC-Storm Cloud, WG-Grey, BK-Black	
	Dry Erase Color Codes:		
	JRM	Just Rose (Pastel Pink) Dry Erase Finish	
	OGM	Oyster Gray (Khaki) Dry Erase Finish	
	WHM	White Dry Erase Finish	
	FOM	Fossil (Green) Dry Erase Finish	
	LGM	Liquid Glass (Light Green/Blue) Dry Erase Finish	
	FGM	Fog (Grey) Dry Erase Finish	





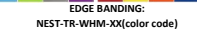
STANDARD TILT TABLE		PRODUCT DESCRIPTION	LIST
	TILT-2460-WHM	CEF Standard Tilt Table, 24"Wx60"Lx29"H ,white dry erase top, easy flip release and locking casters (standard feature). Offered in white dry erase/black edge banding only.	\$1,189
	TILT-3048-WHM	CEF Standard Tilt Table, 30"Wx48"Lx29"H ,white dry erase top, easy flip release and locking casters (standard feature). Offered in white dry erase/black edge banding only.	\$1,224
	TILT-3072-WHM	CEF Standard Tilt Table, 30"Wx72"Lx29"H ,white dry erase top, easy flip release and locking casters (standard feature). Offered in white dry erase/black edge banding only.	\$1,494
	High Pressure Laminate:	HP Laminate Colors available: Black (BKS), Northsea Grey (NSS), Grey (WGS), Folkstone Hex (FHS), Tailored Linen (TLS), Whitewash Birchply (WWBP), Cascara Teakwood (CTWD), Dogbone White (DBS), Cenizo Cherry (CNCH), Wintersky (WSS).	
	TILT-2460-HPL-XXX-XX	CEF Standard Tilt Table, 24"Wx60"Lx29"H ,high pressure laminate top, easy flip release, and locking casters (standard feature).	\$1,147
	TILT-3048-HPL-XXX-XX	CEF Standard Tilt Table, 30"Wx48"Lx29"H ,high pressure laminate top, easy flip release, and locking casters (standard feature).	\$1,123
	TILT-3072-HPL-XXX-XX	CEF Standard Tilt Table, 30"Wx72"L x29"H ,high pressure laminate top, easy flip release, and locking casters (standard feature).	\$1,242
	HPL Color Selections:	Black (BKS), Northsea Grey (NSS), Grey (WGS), Folkstone Hex (FHS), Tailored Linen (TLS), Whitewash Birchply (WWBP), Cascara Teakwood (CTWD), Dogbone White (DBS), Cenizo Cherry (CNCH), Wintersky (WSS). DE-Dry Erase. See below for edging colors	
	Edge Banding Colors:	RD-Red, BY-Banana Yellow, OR-Orange, RB-Royal Blue SB-Sky Blue, LG-Lime Green, GR-Grey, PR-Purple, BK-Black, LGS-Liquid Glass, PLT-Platinum, CHR-Charcoal, PTY-Putty, SMK-Smoke	


BUTCHER BLOCK TECH TABLE	MODEL #	PRODUCT DESCRIPTION	LIST
	TT-BB-3048-XXX	CEF Butcher Block Tech Table, 30"Dx 48"L, 1.5" Solid Butcher Block in Rectangular Top Shape, UV coated/Anti-Microbial with pneumatic adjustable base with height range of 30"-49". (Please specify the type of butcher block using code below)	\$2,235
	TT-BB-3060-XXX	CEF Butcher Block Tech Table, 30"Dx 60"L, 1.5" Solid Butcher Block in Rectangular Top Shape with Square Corners, UV coated/Anti-Microbial with pneumatic adjustable base with height range of 30"-49". (Please specify the type of butcher block using code below)	\$2,404
Maple Butcher Block	MAP	1.5" UV Coated Anti-Microbial Solid Maple Butcher Block Top.	\$0
Walnut Butcher Block	WAL	1.5" UV Coated Anti-Microbial Solid Walnut Butcher Block Top.	\$0
Mixed Species Butcher Block	MIX	1.5" UV Coated Anti-Microbial Solid Walnut & Maple Butcher Block Top.	\$0
	P1	Locking Casters	\$128
	CMT	Cable Management Tray 	\$70
	UME	Undermount Electrical (2AC/2USB) 	\$119

BUTCHER BLOCK COLLABORATION TABLE	MODEL #	PRODUCT DESCRIPTION	LIST
	BB-3672	CEF Butcher Block Collaboration Table, 36"Dx 72"L, 1.5" Solid Maple Butcher Block in Rectangular Top Shape with Rounded Corners, UV coated/anti-microbial with spring clip adjustable T-shaped legs in black. Height Range of 24"-36".	\$1,893
	BB-3672-GSL	CEF Butcher Block Collaboration Table, 36"Dx 72"L, 1.5" Solid Maple Butcher Block in Rectangular Top Shape with Rounded Corners, UV coated/anti-microbial with pneumatic adjustable base with height range of 30"-49".	\$2,641
	P1	Locking Casters	\$128
	U6	Black Top Flush Mount Open Face Electrical Outlet 2AC / 2USB (applies to standard legs only)	\$88
	PU6	Satin Aluminum Finish Pop-Up Electrical 1AC / 2USB (applies to sit-to-stand base only-end mounted)	\$260
	UME	Undermount Electrical (2AC/2USB)	\$120
	BIN SET	4 Plastic Bins mounted under table (no lids for bins). Includes metal hangers underneath the table for mounting <i>Does not include lids or dividers-must order separate</i> . Single Quantum Bin Inside Dim: 9-3/16"x 6-9/16" x 3" Outside Dim: 10-7/8"x 8-1/4" x 5"	\$260

COLLABORATIVE TEAM TABLE	MODEL #	PRODUCT DESCRIPTION	LIST
 White Dry Erase	COL-3648-WHM-XX	CEF COLLAB48 Table, 48"Lx 36"D, collaborative table, white dry erase top, black edge banding, with adjustable legs 24"-36" XX=Edge Banding Color Code	\$1,374
	COL-3660-WHM-XX	CEF COLLAB60 Table, 60"Lx 36"D, collaborative table, white dry erase top, black edge banding, with adjustable legs 24"-36" XX=Edge Banding Color Code	\$1,562
	COL-3672-WHM-XX	CEF COLLAB72 Table, 72"Lx 36"D, collaborative table, white dry erase top, black edge banding, with adjustable legs 24"-36" XX=Edge Banding Color Code	\$1,706
	COL-3648-XXX-XX	CEF COLLAB48 Table, 48"Lx 36"D, collaborative table, high pressure laminate top, with adjustable legs 24"-36" XXX=Laminate Color Code XX=Edge Banding Color Code	\$1,263
	COL-3660-XXX-XX	CEF COLLAB60 Table, 60"Lx 36"D, collaborative table, high pressure laminate top, with adjustable legs 24"-36" XXX=Laminate Color Code XX=Edge Banding Color Code	\$1,360
	COL-3672-XXX-XX	CEF COLLAB72 Table, 72"Lx 36"D, collaborative table, high pressure laminate top, with adjustable legs 24"-36" XXX=Laminate Color Code XX=Edge Banding Color Code	\$1,479
 High-Pressure Laminate	HPL Laminate Selections:	Black (BKS), Northsea Grey (NSS), Grey (WGS), Folkstone Hex (FHS), Tailored Linen (TLS), Whitewash Birchply (WWBP), Cascara Teakwood (CTWD), Dogbone White (DBS), Cenizo Cherry (CNCH), Wintersky (WSS).	
 EDGE BAND COLOR (XX)	LG - Lime Green, OR - Orange RB - Royal Blue, BY - Banana Yellow, SB - Sky Blue, PR - Purple, RD - Red		

Collaborative Team Table Options			
	GSL	Pneumatic Sit-to-Stand Base 29"-45"	\$748
	P1	Locking Casters	\$128
	U6	Basic Flush Mount Open Face Electrical Outlet 2AC / 2USB (applies to standard legs only)	\$88
	PU6	Pop-Up Electrical 1AC / 2USB (applies to sit-to-stand base only-end mounted)	\$260
	BIN SET	4 Plastic Bins mounted under table (no lids for bins). <i>Does not include lids or dividers-must order separate</i> . Single Quantum Bin Inside Dim: 9-3/16"x 6-9/16" x 3" Outside Dim: 10-7/8"x 8-1/4" x 5"	\$260

NESTING TABLES	MODEL#	PRODUCT DESCRIPTION	LIST
 shown with optional casters	NEST-HG-WHM-XX-XXX	CEF Hourglass Nesting Table, 45.65"L x 34.79"D, white dry erase top with standard black edge banding, hourglass shaped, with adjustable legs of 22"-30"	\$721
	NEST-TR-WHM-XX-XXX	CEF NEST-TR Table, 36"L x 30"D, white dry erase top with standard black edge banding, triangle shaped with adjustable legs of 22"-30"	\$573
	NEST-HGXL-WHM-XX-XXX	CEF XL Nesting Hourglass Table, 59"L x 45"D, white dry erase top with standard black edge banding, hourglass shaped, with adjustable legs of 22"-30"	\$1,012
	NEST-TRXL-WHM-XX-XXX	CEF XL Nesting Triangle Table, 47"L x 39"D, white dry erase top with standard black edge banding, triangle shaped with adjustable legs of 22"-30"	\$820
NESTING TABLE OPTIONS			
	Caster Set of 3	CSTR-ESTO-XXX-Logo-SO3 (XXX-Color Code)	\$66
	Caster Set of 4	CSTR-ESTO-XXX-Logo-SO4 (XXX-Color Code)	\$86
	Caster Colors (XXX)	WHT-White, SBL-Sky Blue, LGS-Liquid Glass, PTY-Grey/Putty, BKS-Black, LGR-Lime Green	
 EDGE BANDING: NEST-TR-WHM-XX(color code)	EDGE BAND COLOR (XX)	RBL-Royal Blue, NSG-Dark Grey Specific Color Edge Banding: LG - Lime Green, OR - Orange RB - Royal Blue, BY - Banana Yellow, SB - Sky Blue, PR - Purple, RD - Red	

STEWART STORAGE CART	MODEL #	PRODUCT DESCRIPTION	LIST
	SSC-10	CEF SSC-10, Stewart Storage Cart with 10 storage bins, pegboard on one side, 5" locking casters. Comes in a Pewter finish and black edging. <i>Does not include lids or dividers-must order separate</i> . Single Quantum Bin - Inside Dim: 9-3/16"x 6-9/16" x 3" Outside Dim: 10-7/8"x 8-1/4" x 5"	\$984
STEWART STORAGE CART OPTIONS			
	PEG	Extra pegboard for other side of cart	\$82
	BIN	Single Quantum Bin-Inside Dim: 9-3/16"x 6-9/16" x 3" Outside Dim: 10-7/8"x 8-1/4" x 5"	\$20



LID	One lid for Quantum storage bin	\$20
DIV-S	Short section of bin dividers - Set of 6	\$20
DIV-L	Long section of bin dividers - Set of 6	\$30

LIST

MULTI-MAKER CART



MMC	CEF Multi Maker Cart 26"Wx21"Dx39"H comes standard with front locking door, two adjustable shelves, 6 outlet strip w/20ft cord surge protector and 3"locking/swivel casters. TFL-Pewter finish with black edging standard. Ask about additional laminate colors. Extremely customizable! Can be a presentation cart, 3D printer cart, charging & storage cart for devices, and more! See below for list of options and ways to customize.	\$714
MMC-HPL-XXX	CEF Multi Maker Cart 26"Wx21"Dx39"H comes standard with front locking door, two adjustable shelves, 6 outlet strip w/20ft cord surge protector and 3"locking/swivel casters. HPL-16 standard laminate colors. Extremely customizable! Can be a presentation cart, 3D printer cart, charging & storage cart for devices, and more! See below for list of options and ways to customize. XXX-Refer to top of pice list for HPL Laminate color selection codes.	\$1,126
HPL Color Selections:	Black (BKS), Northsea Grey (NSS), Grey (WGS), Folkstone Hex (FHS), Tailored Linen (TLS), Whitewash Birchply (WWBP), Cascara Teakwood (CTWD), Dogbone White (DBS), Cenizo Cherry (CNCH), Wintersky (WSS), DE-Dry Erase. See below for edging colors	

MULTI-MAKER CART OPTIONS



CCC	CEF's Proprietary Clever Current Charging System utilizes complex algorithm to control power throughout the engaged devices by monitoring battery levels and charging the lowest levels first to highest levels last in groups of four. Can be sold along with MMC, LC1-30 and T1-10 or 15 charging solutions.	\$501
HL	Side folding shelf high left	\$93
HR	Side folding shelf high right	\$93
LL	Side folding shelf low left	\$93
LR	Side folding shelf low right	\$93
B4	Pullout shelf on glides inside	\$109
10	Removable 10-unit charging caddy for the MMC	\$379
15	Removable 15-unit charging caddy for the MMC	\$426
18	Removable 18-unit charging caddy for the MMC	\$441
20	Removable (2-10 caddys) 20 unit charging caddy for the MMC	\$754
30	Removable (2-15 caddys) 30 unit charging caddy for the MMC	\$857
36	Removable (2-18 caddys) 36 unit charging caddy for the MMC	\$880
P2	Upgrade to 5" wheels	\$88
P3	Upgrade to 6" soft balloon wheels	\$185

MULTI-MAKER XL CART



MMXL	CEF MMXL- Multi Maker Cart-36Wx19Dx41H, with locking doors, keyboard pull out and a pull out shelf for easy access, ventilation fan, pegboard on back, 6 outlet, 20ft cord surge protector, locking swivel casters. Available in Pewter finish and black edge banding.	\$1,598
------	--	---------

BAS COMPUTER TABLES



<i>No Electric</i>	ALL COMPUTER TABLE FINISHES OFFERED IN OAK, CHERRY, GREY NEBULA	LIST
BAS30	CEF BAS Basic Table, 30Lx25Dx26.5H	\$567
BAS36	CEF BAS Basic Table, 36Lx25Dx26.5H	\$587
BAS48	CEF BAS Basic Table, 48Lx25Dx26.5H	\$670
BAS60	CEF BAS Basic Table, 60Lx25Dx26.5H	\$752
BAS72	CEF BAS Basic Table, 72Lx25Dx26.5H (incl. center leg)	\$834
BAS84	CEF BAS Basic Table, 84Lx25Dx26.5H (incl. center leg)	\$958


BAS(E) COMPUTER TABLES



<i>With Electric</i>	ALL COMPUTER TABLE FINISHES OFFERED IN OAK, CHERRY, GREY NEBULA	
BASE30	CEF BAS Basic Table, 30Lx25Dx26.5H, w/Elec. Pkg: Cable Tray/1 outlet set on top	\$721
BASE36	CEF BAS Basic Table, 36Lx25Dx26.5H, w/Elec. Pkg: Cable Tray/1 outlet set on top	\$783
BASE48	CEF BAS Basic Table, 48Lx25Dx26.5H, w/Elec. Pkg: Cable Tray/2 outlet sets on top	\$834
BASE60	CEF BAS Basic Table, 60Lx25Dx26.5H, w/Elec. Pkg: Cable Tray/2 outlet sets on top	\$896
BASE72	CEF BAS Basic Table, 72Lx25Dx26.5H, w/Elec. Pkg: Cable Tray/2 outlet sets on top surge prot./20 ft cord (incl. center leg)	\$1,020
BASE84	CEF BAS Basic Table, 84Lx25Dx26.5H, w/Elec. Pkg: Cable Tray/3 outlet sets on top surge prot./20 ft cord (incl. center leg)	\$1,123

BAS / BASE COMPUTER TABLES OPTIONS

AL	Upgrade to adjustable height legs all sizes (adjust from 23.5" to 31.5"H)	\$194
PKAL	Upgrade to Pre-K adjustable height legs all sizes (adjust from 18"to 23"H)	\$194
P1	Locking casters for all tables	\$128

ELD (FLIPPER) COMPUTER TABLES		ALL COMPUTER TABLE FINISHES OFFERED IN OAK, CHERRY, GREY NEBULA	LIST
	ELD30	CEF ELD Table, 30Lx25Dx26.5H, w/cable tray, flipper, surge prot./20 ft cord	\$783
	ELD36	CEF ELD Table, 36Lx25Dx26.5H, w/cable tray, flipper, surge prot./20 ft cord	\$845
	ELD42	CEF ELD Table, 42Lx25Dx26.5H, w/cable tray, flipper, surge prot./20 ft cord.	\$896
	ELD48	CEF ELD Table, 48Lx25Dx26.5H, w/cable tray, flipper, surge prot./20 ft cord.	\$906
	ELD60	CEF ELD Table, 60Lx25Dx26.5H, w/cable tray, flipper, surge prot./20 ft cord.	\$979
	ELD72	CEF ELD Table, 72Lx25Dx26.5H, w/cable tray, flipper, surge prot./20 ft cord (includes center leg)	\$1,143
	ELD84	CEF ELD Table, 84Lx25Dx26.5H, w/cable tray, flipper, surge prot./20 ft cord (includes center leg)	\$1,236

ELD (FLIPPER) COMPUTER TABLES OPTIONS

AL	Upgrade to adjustable height legs all sizes (adjust from 23.5" to 31.5"H)	\$194
PKAL	Upgrade to Pre-K adjustable height legs all sizes (adjust from 18" to 23"H)	\$194
P1	Locking casters for all tables	\$128

BACKLESS METAL STOOLS

MODEL #	PRODUCT DESCRIPTION **Backless Mint Green & Copper have been discontinued**	LIST
	18" Backless Metal Stool-Available in: PL-Purple, SV-Silver, OR-Orange, BK-Black, RD-Red, RB-Royal Blue, TB-Teal Blue *Stools not sold separately. Must accompany CEF product*	\$150
	24" Backless Metal Stool -Available in: WH-White, SC-Storm Cloud, RS-Raw Steel, TB-Teal Blue, PL-Purple, SV-Silver, BK-Black, GR-Green, YL-Yellow, RD-Red, RB-Royal Blue, OR-Orange *Stools not sold separately. Must accompany CEF product*	\$150
	30" Backless Metal Stool -Available in: WH-White, SC-Storm Cloud, RS-Raw Steel, TB-Teal Blue, PL-Purple, SV-Silver, BK-Black, GR-Green, YL-Yellow, RD-Red, RB-Royal Blue, OR-Orange *Stools not sold separately. Must accompany CEF product*	\$157

HIGH BACK METAL STOOLS

MODEL #	PRODUCT DESCRIPTION	LIST
	24" High Back Metal Stool -Available in: WH-White, MG-Mint Green, CP-Copper, TB-Teal Blue, PL-Purple, SV-Silver, BK-Black, GR-Green, YL-Yellow, RD-Red, RB-Royal Blue, OR-Orange *Stools not sold separately. Must accompany CEF product*	\$200
	30" High Back Metal Stool -Available in: WH-White, MG-Mint Green, CP-Copper, TB-Teal Blue, PL-Purple, SV-Silver, BK-Black, GR-Green, YL-Yellow, RD-Red, RB-Royal Blue, OR-Orange *Stools not sold separately. Must accompany CEF product*	\$200