

Appendix F

Parent Involvement

Parent Responsibilities

Eagle Peak Montessori emphasizes helping children to develop as an entire person. This includes academically, physically, and emotionally. We expect our students to make responsible choices as they learn to understand the role they play in society's cosmic task. This includes taking responsibility for their learning, as well as being respectful of the community and every individual within that community. Parents at Eagle Peak agree to help in this process in the following ways.

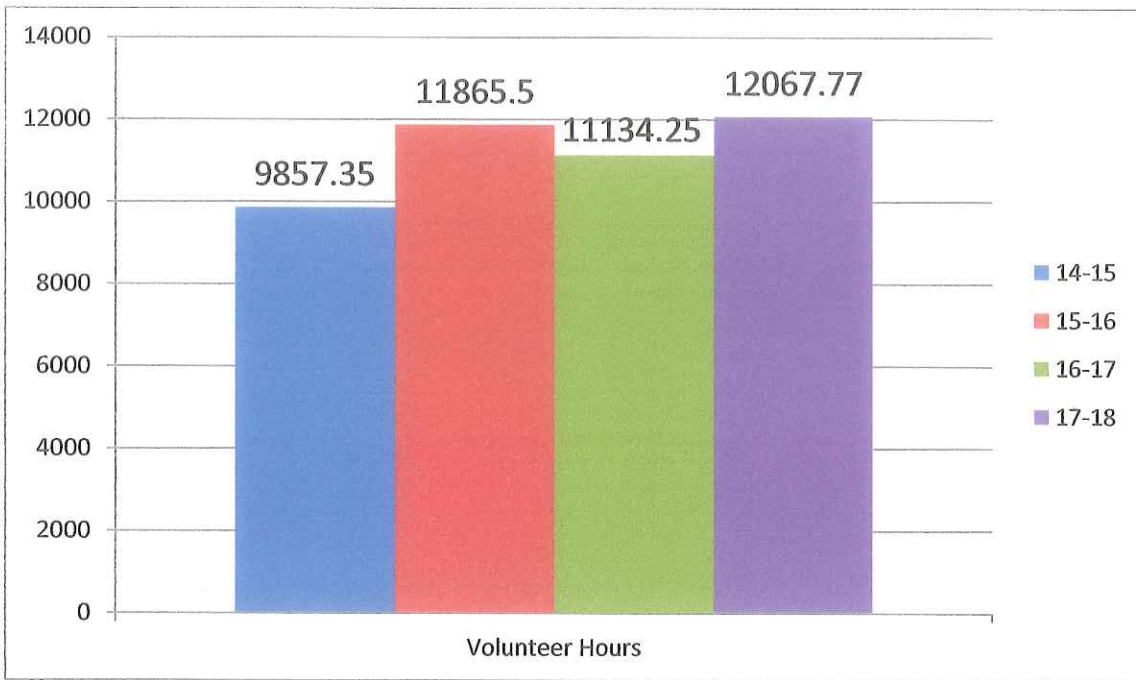
- ❖ As an Eagle Peak parent, I agree to help my child's potential fully develop by
 - Ensuring the regular and punctual attendance of my child. (Being on time shows respect for the learning community as a whole.)
 - Supporting the teachers and administration in helping my child understand rules and expectations of the school and the community.
 - Developing independence in my child. Allow him/her to make choices in our home environment so that he/she is prepared to make choices in the classroom.

- ❖ As an Eagle Peak parent, I agree to develop my potential as a supportive parent by:
 - Contacting the school promptly if my child is ill. (This allows the school to take the proper measures for attendance in a timely manner.)
 - Attending all Parent/Teacher conferences.
 - Remembering that a child's interpretation of a school experience may differ from what actually happened. Always listen to the child, but also get the other side of the story by making an appointment with the teacher.

- ❖ As an Eagle Peak parent, I agree to help the school community develop by:
 - Reading, supporting, and understanding the goals and Montessori philosophy of the school.
 - Participating in Parent Teacher Leadership Group activities and Parent volunteer opportunities.
 - Completing a minimum of 40 Volunteer Hours (20 additional hours for additional students).
 - Having a positive, supportive attitude towards the school and the teachers.
 - Responding as soon as possible to communication sent by the school that requires parent signature or response.
 - Making an appointment by note, phone, or email before contacting the teacher.
 - Discussing problems or needs with the classroom teacher with the intention of solving the problem. Should that fail, the principal should be contacted.
 - Supporting fundraising activities.


Parent Volunteer Hours

2015-2018



Q1 There is a sense of community at EPMS.


Answered: 43 Skipped: 1



	SA	A	N	D	SD	TOTAL	WEIGHTED AVERAGE
(no label)	39.53%	51.16%	2.33%	4.65%	2.33%	43	4.21
	17	22	1	2	1		

Q2 Parents are welcomed as members of the EPMS community.

Answered: 43 Skipped: 1



	SA	A	N	D	SD	TOTAL	WEIGHTED AVERAGE
(no label)	41.86%	46.51%	9.30%	2.33%	0.00%	43	4.28
	18	20	4	1	0		

Q3 My family and I feel included as members of the EPMS community.


Answered: 43 Skipped: 1



	SA	A	N	D	SD	TOTAL	WEIGHTED AVERAGE
(no label)	44.19%	41.86%	6.98%	4.65%	2.33%	43	4.21
	19	18	3	2	1		

Q4 Parent Education evenings are interesting and appropriate for the Eagle Peak community.

Answered: 42 Skipped: 2



	SA	A	N	D	SD	TOTAL	WEIGHTED AVERAGE
(no label)	33.33%	30.95%	35.71%	0.00%	0.00%	42	3.98
	14	13	15	0	0		

Q5 I feel informed about what is happening at school.

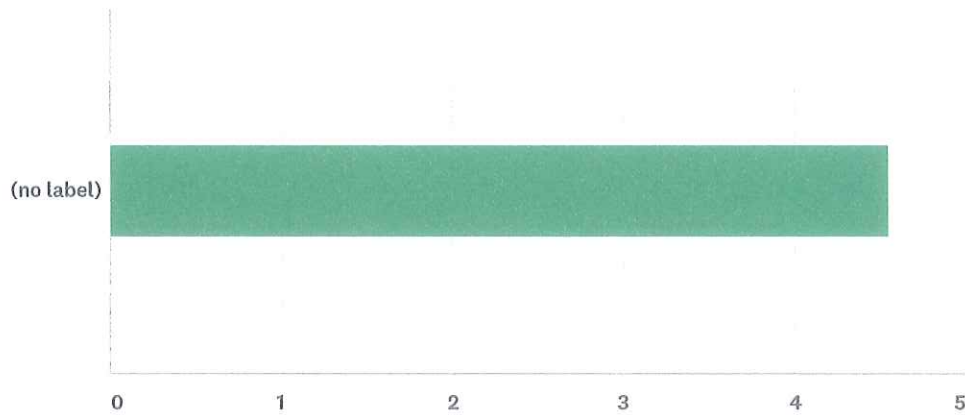
Answered: 43 Skipped: 1



	SA	A	N	D	SD	TOTAL	WEIGHTED AVERAGE
(no label)	39.53%	44.19%	4.65%	9.30%	2.33%	43	4.09
	17	19	2	4	1		

Q6 I feel that my child is safe at school.


Answered: 43 Skipped: 1



	SA	A	N	D	SD	TOTAL	WEIGHTED AVERAGE
(no label)	67.44%	25.58%	2.33%	4.65%	0.00%	43	4.56
	29	11	1	2	0		

Q7 As a parent, I have a knowledge and understanding of the educational mission and vision of the charter for Eagle Peak.


Answered: 43 Skipped: 1



	SA	A	N	D	SD	TOTAL	WEIGHTED AVERAGE
(no label)	60.47%	27.91%	4.65%	6.98%	0.00%	43	4.42
	26	12	2	3	0		

Q8 I feel informed about what is happening in the classroom.


Answered: 44 Skipped: 0



	SA	A	N	D	SD	TOTAL	WEIGHTED AVERAGE
(no label)	34.09%	45.45%	2.27%	11.36%	6.82%	44	3.89
	15	20	1	5	3		

Q9 I have discussed concerns with my child's teachers in the past.


Answered: 44 Skipped: 0



	SA	A	N	D	SD	TOTAL	WEIGHTED AVERAGE
(no label)	43.18%	38.64%	18.18%	0.00%	0.00%	44	4.25
	19	17	8	0	0		

Q10 I feel like my concerns were treated with respect and consideration, even if they couldn't be resolved.

Answered: 44 Skipped: 0



	SA	A	N	D	SD	TOTAL	WEIGHTED AVERAGE
(no label)	50.00%	22.73%	25.00%	2.27%	0.00%	44	4.20
	22	10	11	1	0		

Q11 I feel like the teachers handle student discipline in a manner which is both respectful and effective.


Answered: 44 Skipped: 0



	SA	A	N	D	SD	TOTAL	WEIGHTED AVERAGE
(no label)	52.27%	34.09%	13.64%	0.00%	0.00%	44	4.39
	23	15	6	0	0		

Q12 My child is progressing satisfactorily in academic skills and knowledge.


Answered: 44 Skipped: 0



	SA	A	N	D	SD	TOTAL	WEIGHTED AVERAGE
(no label)	50.00%	40.91%	2.27%	6.82%	0.00%	44	4.34
	22	18	1	3	0		

Q13 My child is progressing satisfactorily in life skills and emotional development.

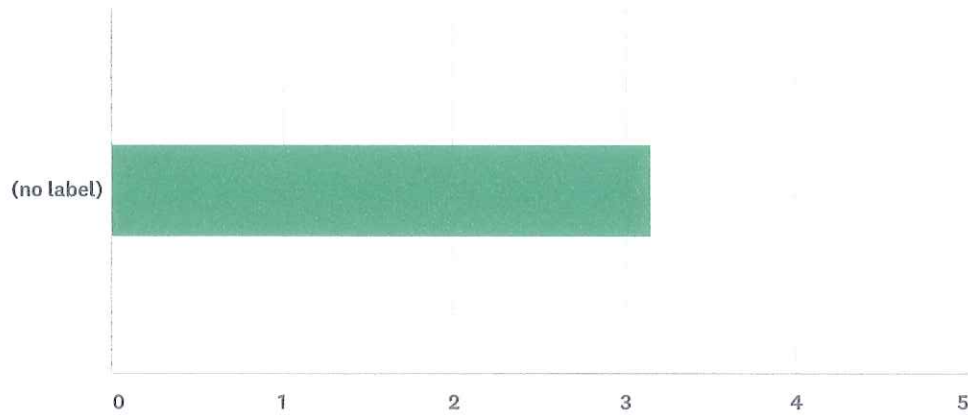
Answered: 44 Skipped: 0



	SA	A	N	D	SD	TOTAL	WEIGHTED AVERAGE
(no label)	50.00%	36.36%	11.36%	2.27%	0.00%	44	4.34
	22	16	5	1	0		

Q14 The Special Education services provided meet my child's needs.


Answered: 39 Skipped: 5



	SA	A	N	D	SD	TOTAL	WEIGHTED AVERAGE
(no label)	5.13%	7.69%	84.62%	2.56%	0.00%	39	3.15
	2	3	33	1	0		

Q15 I believe my child will leave Eagle Peak equipped with the age-appropriate skills, knowledge, and values to participate meaningfully in our 21st century world.

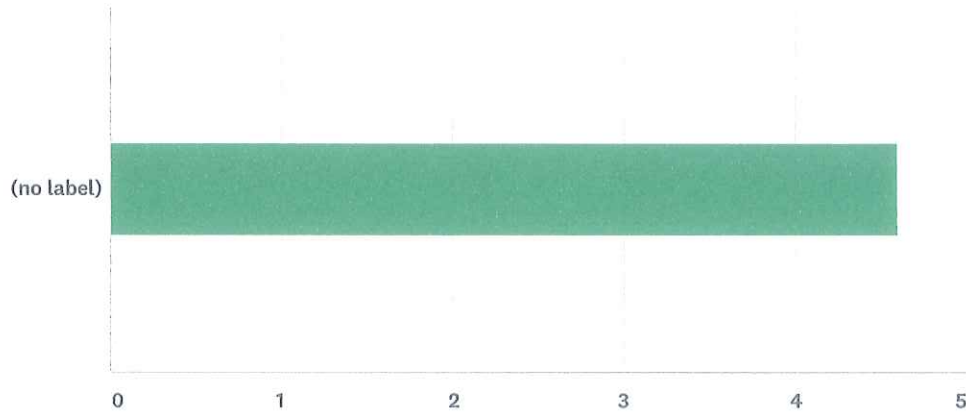
Answered: 44 Skipped: 0



	SA	A	N	D	SD	TOTAL	WEIGHTED AVERAGE
(no label)	59.09%	27.27%	6.82%	6.82%	0.00%	44	4.39
	26	12	3	3	0		

Q16 The school principal demonstrates a knowledge of and commitment to the students at Eagle Peak.

Answered: 43 Skipped: 1



	SA	A	N	D	SD	TOTAL	WEIGHTED AVERAGE
(no label)	72.09%	20.93%	2.33%	4.65%	0.00%	43	4.60
	31	9	1	2	0		

Q17 I have discussed concerns with the school principal in the past.

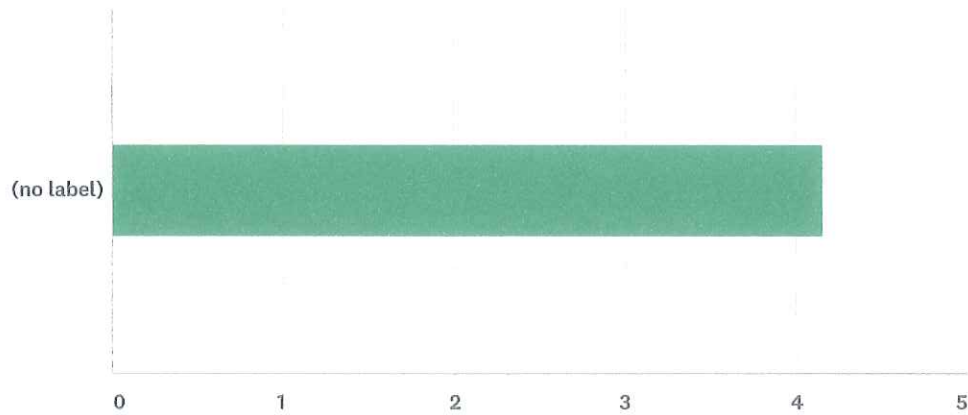
Answered: 42 Skipped: 2



	SA	A	N	D	SD	TOTAL	WEIGHTED AVERAGE
(no label)	19.05%	19.05%	54.76%	7.14%	0.00%	42	3.50
	8	8	23	3	0		

Q18 The school principal is available regarding student issues.


Answered: 41 Skipped: 3



	SA	A	N	D	SD	TOTAL	WEIGHTED AVERAGE
(no label)	36.59%	43.90%	17.07%	2.44%	0.00%	41	4.15
	15	18	7	1	0		

Q19 I feel like the principal is committed to working collaboratively with staff, students and families.


Answered: 42 Skipped: 2



	SA	A	N	D	SD	TOTAL	WEIGHTED AVERAGE
(no label)	50.00%	38.10%	4.76%	0.00%	7.14%	42	4.24
	21	16	2	0	3		

Q20 The school principal is effective in keeping the school in-line with the educational mission and vision of the school's charter.


Answered: 42 Skipped: 2



	SA	A	N	D	SD	TOTAL	WEIGHTED AVERAGE
(no label)	59.52%	30.95%	7.14%	2.38%	0.00%	42	4.48
	25	13	3	1	0		

Q21 I feel like I know what the Board of Directors does.


Answered: 42 Skipped: 2



	SA	A	N	D	SD	TOTAL	WEIGHTED AVERAGE
(no label)	11.90%	42.86%	19.05%	21.43%	4.76%	42	3.36
	5	18	8	9	2		

Q22 I have attended a Board of Directors' meeting to find out what issues they are working on (3rd Tuesday of every month at 6:30pm).

Answered: 42 Skipped: 2



ANSWER CHOICES	RESPONSES	
Yes	19.05%	8
No	80.95%	34
TOTAL		42

Q23 I have read the Board of Directors' report in the Friday Folder.

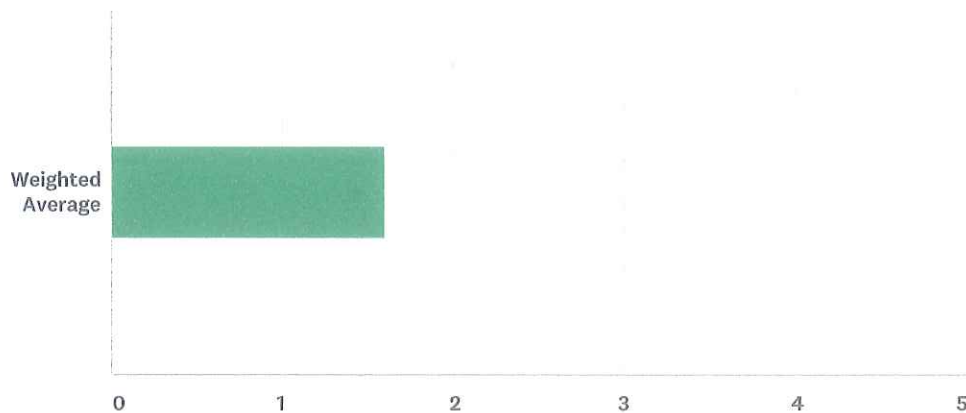
Answered: 42 Skipped: 2



ANSWER CHOICES	RESPONSES	
Yes	88.10%	37
No	11.90%	5
TOTAL		42

Q24 I have read a board meeting agenda, either on the school's website or posted on the door of the school before a meeting.


Answered: 42 Skipped: 2



ANSWER CHOICES	RESPONSES	
Yes	40.48%	17
No	59.52%	25
TOTAL		42

Q25 I have discussed concerns I have had about the school with a Board Member in the past.

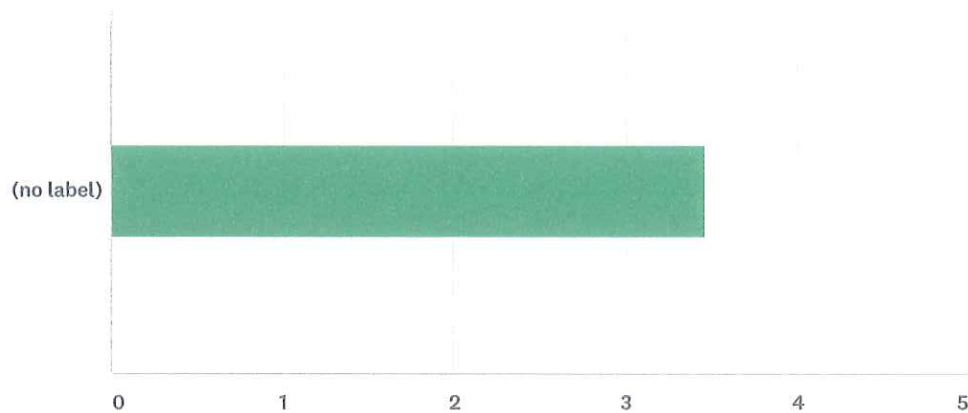
Answered: 42 Skipped: 2



ANSWER CHOICES	RESPONSES	
Yes	19.05%	8
No	80.95%	34
TOTAL		42

Q26 I feel like my concerns were treated with respect and consideration, even if they couldn't be resolved.

Answered: 39 Skipped: 5



	SA	A	N	D	SD	TOTAL	WEIGHTED AVERAGE
(no label)	15.38%	17.95%	64.10%	2.56%	0.00%	39	3.46
	6	7	25	1	0		

Q27 The EPMS Board of Directors is effective in keeping the school in-line with the educational mission and vision of the school's charter.


Answered: 42 Skipped: 2



	SA	A	N	D	SD	TOTAL	WEIGHTED AVERAGE
(no label)	26.19%	35.71%	38.10%	0.00%	0.00%	42	3.88
	11	15	16	0	0		

Q28 I feel like I know what the PTLG does.

Answered: 42 Skipped: 2



	SA	A	N	D	SD	TOTAL	WEIGHTED AVERAGE
(no label)	38.10%	40.48%	4.76%	16.67%	0.00%	42	4.00
	16	17	2	7	0		

Q29 I have attended a PTLG meeting in the past.

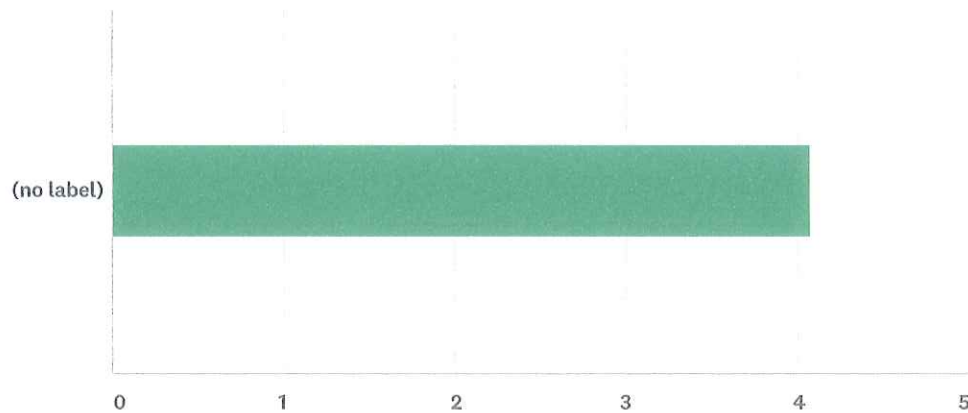
Answered: 41 Skipped: 3



	SA	A	N	D	SD	TOTAL	WEIGHTED AVERAGE
(no label)	29.27%	31.71%	14.63%	19.51%	4.88%	41	3.61
	12	13	6	8	2		

Q30 I would attend the PTLG meetings if my schedule permitted.


Answered: 41 Skipped: 3



	SA	A	N	D	SD	TOTAL	WEIGHTED AVERAGE
(no label)	31.71%	51.22%	9.76%	7.32%	0.00%	41	4.07
	13	21	4	3	0		

Q31 I read the PTLG update in the Friday Folder.


Answered: 42 Skipped: 2



	SA	A	N	D	SD	TOTAL	WEIGHTED AVERAGE
(no label)	61.90%	33.33%	2.38%	0.00%	2.38%	42	4.52
	26	14	1	0	1		

Q32 PTLG events help my family and I feel included in the EPMS community.

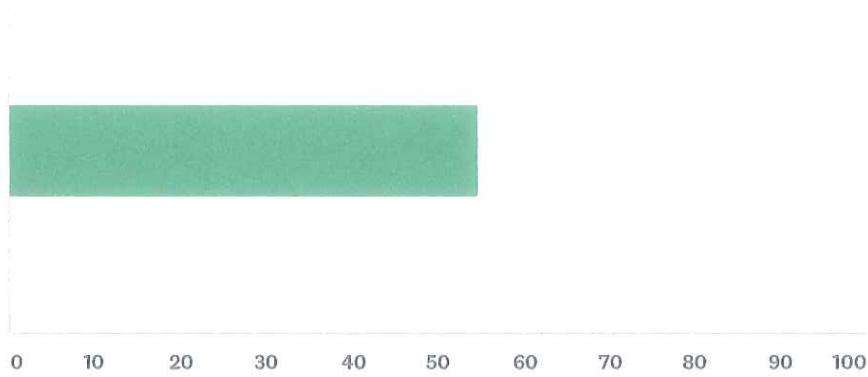
Answered: 42 Skipped: 2



	SA	A	N	D	SD	TOTAL	WEIGHTED AVERAGE
(no label)	33.33%	40.48%	19.05%	7.14%	0.00%	42	4.00
	14	17	8	3	0		

Q33 I have been satisfied with the number of community events this year.

Answered: 41 Skipped: 3

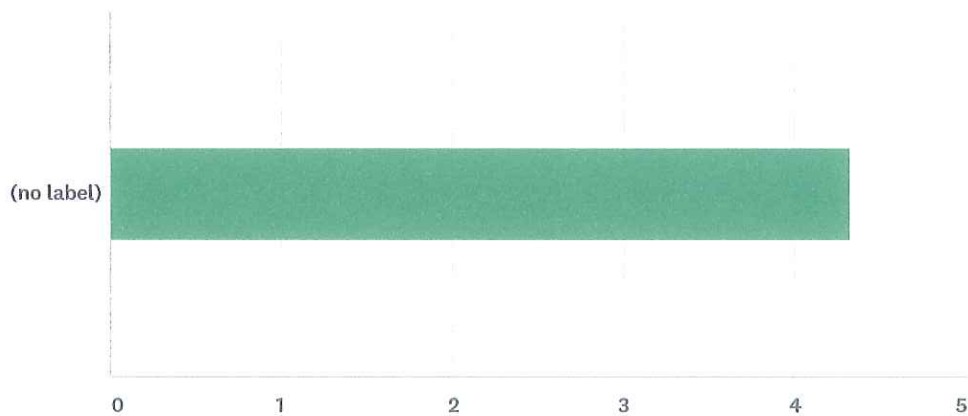


ANSWER CHOICES	AVERAGE NUMBER	TOTAL NUMBER	RESPONSES
		55	2,246
			41

Total Respondents: 41

Q34 I feel appreciated when I volunteer at EPMS.


Answered: 41 Skipped: 3



	SA	A	N	D	SD	TOTAL	WEIGHTED AVERAGE
(no label)	53.66%	31.71%	9.76%	2.44%	2.44%	41	4.32
	22	13	4	1	1		

Q35 PTLG plays an important role in helping parents and teachers to come together to advance the educational mission of the school.


Answered: 42 Skipped: 2



	SA	A	N	D	SD	TOTAL	WEIGHTED AVERAGE
(no label)	40.48%	38.10%	16.67%	4.76%	0.00%	42	4.14
	17	16	7	2	0		

Q36 I feel like EPMS encourages socioeconomic and cultural diversity.

Answered: 42 Skipped: 2



	SA	A	N	D	SD	TOTAL	WEIGHTED AVERAGE
(no label)	45.24%	33.33%	16.67%	2.38%	2.38%	42	4.17
	19	14	7	1	1		

Q37 I feel like EPMS provides students from a diversity of backgrounds with the opportunity to obtain a quality public education.

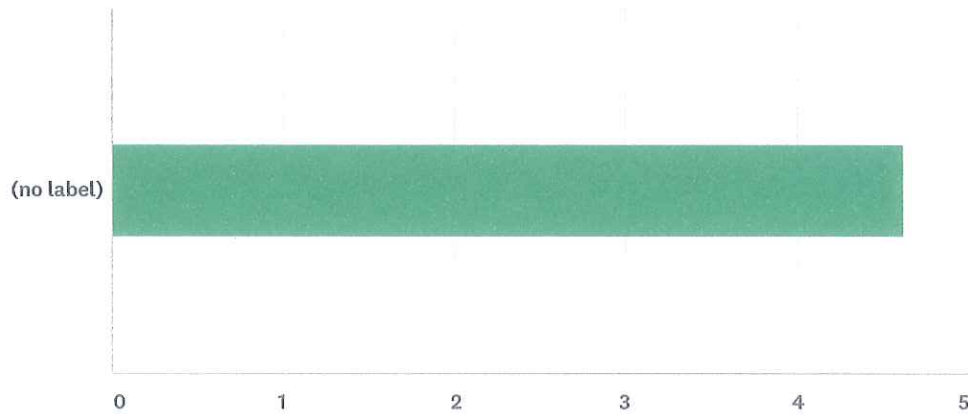
Answered: 41 Skipped: 3



	SA	A	N	D	SD	TOTAL	WEIGHTED AVERAGE
(no label)	51.22%	39.02%	9.76%	0.00%	0.00%	41	4.41
	21	16	4	0	0		

Q38 It is important to our family that the Mt. Diablo Unified School District offer charter school educational alternatives for our child/ren.


Answered: 42 Skipped: 2



	SA	A	N	D	SD	TOTAL	WEIGHTED AVERAGE
(no label)	66.67%	28.57%	4.76%	0.00%	0.00%	42	4.62
	28	12	2	0	0		

Q39 If EPMS did not exist, our child/ren would attend another MDUSD public school, instead of a private school.


Answered: 42 Skipped: 2



	SA	A	N	D	SD	TOTAL	WEIGHTED AVERAGE
(no label)	23.81%	23.81%	16.67%	14.29%	21.43%	42	3.14
	10	10	7	6	9		

Q40 I plan to keep my students at EPMS until at least 6th grade.


Answered: 41 Skipped: 3



	SA	A	N	D	SD	TOTAL	WEIGHTED AVERAGE
(no label)	68.29%	21.95%	9.76%	0.00%	0.00%	41	4.59
	28	9	4	0	0		

Q41 I plan to keep my student at EPMS through 8th grade.

Answered: 41 Skipped: 3



	SA	A	N	D	SD	TOTAL	WEIGHTED AVERAGE
(no label)	46.34%	24.39%	26.83%	2.44%	0.00%	41	4.15
	19	10	11	1	0		

Q42 If your child will not be staying, please share your reasons why.

Answered: 5 Skipped: 39

Q43 Please list five words that describe what you value in Montessori education.


Answered: 31 Skipped: 13

Q44 Please list five words to describe Eagle Peak Montessori School.

Answered: 26 Skipped: 18

Q45 The educational mission and vision for Eagle Peak is apparent through the school's educational program, activities, and culture.

Answered: 40 Skipped: 4



	SA	A	N	D	SD	TOTAL	WEIGHTED AVERAGE
(no label)	47.50%	47.50%	2.50%	2.50%	0.00%	40	4.40
	19	19	1	1	0		

Q46 List three positive things about EPMS.

Answered: 30 Skipped: 14

Q47 List three things that could use improvement.

Answered: 29 Skipped: 15

Q48 We have access to the internet at home.

Answered: 42 Skipped: 2



	YES	NO	(NO LABEL)	(NO LABEL)	(NO LABEL)	TOTAL	WEIGHTED AVERAGE
(no label)	100.00%	0.00%	0.00%	0.00%	0.00%	42	1.00
	42	0	0	0	0		

Q49 My child has access to use a computer, but the family shares this computer.

Answered: 42 Skipped: 2



	YES	NO	(NO LABEL)	(NO LABEL)	(NO LABEL)	TOTAL	WEIGHTED AVERAGE
(no label)	90.48% 38	9.52% 4	0.00% 0	0.00% 0	0.00% 0	42	1.10

Q50 My child has their own computer.

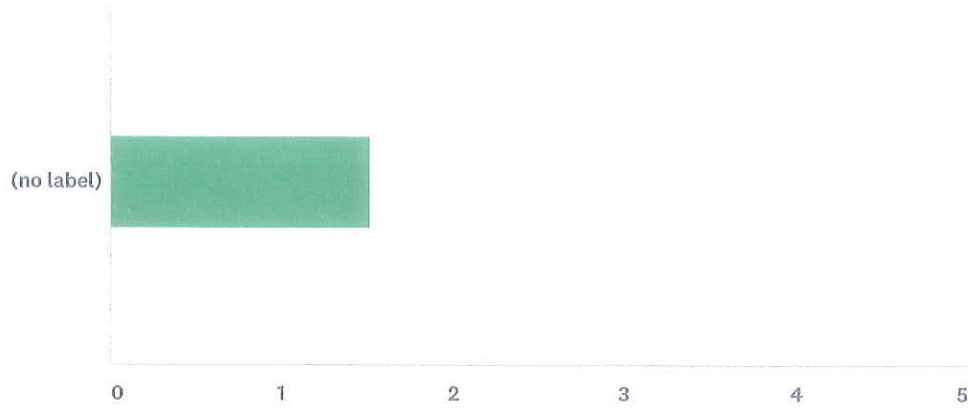
Answered: 42 Skipped: 2



	YES	NO	(NO LABEL)	(NO LABEL)	(NO LABEL)	TOTAL	WEIGHTED AVERAGE
(no label)	7.14% 3	92.86% 39	0.00% 0	0.00% 0	0.00% 0	42	1.93

Q51 My child has their own tablet device.


Answered: 42 Skipped: 2



	YES	NO	(NO LABEL)	(NO LABEL)	(NO LABEL)	TOTAL	WEIGHTED AVERAGE
(no label)	47.62% 20	52.38% 22	0.00% 0	0.00% 0	0.00% 0	42	1.52

Q52 My child is on a screen (tv, computer, tablet, phone), more than 2 hours a day.


Answered: 42 Skipped: 2



	YES	NO	(NO LABEL)	(NO LABEL)	(NO LABEL)	TOTAL	WEIGHTED AVERAGE
(no label)	11.90% 5	88.10% 37	0.00% 0	0.00% 0	0.00% 0	42	1.88

Q53 My child has access to coding programs at home.

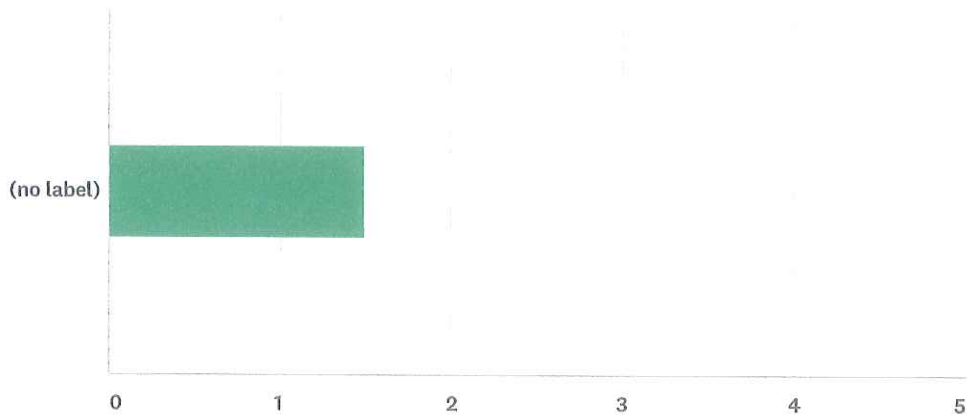
Answered: 42 Skipped: 2



	YES	NO	(NO LABEL)	(NO LABEL)	(NO LABEL)	TOTAL	WEIGHTED AVERAGE
(no label)	35.71% 15	61.90% 26	2.38% 1	0.00% 0	0.00% 0	42	1.67

Q54 My child has access to keyboarding programs at home.

Answered: 42 Skipped: 2



	YES	NO	(NO LABEL)	(NO LABEL)	(NO LABEL)	TOTAL	WEIGHTED AVERAGE
(no label)	50.00% 21	50.00% 21	0.00% 0	0.00% 0	0.00% 0	42	1.50

Q55 If you would like for the Board President or Vice-President to follow up with you regarding ideas or comments, please include your name and best contact information below.

Answered: 3 Skipped: 41

Q56 Any additional comments:

Answered: 11 Skipped: 33