



Terms and Conditions of Engagement and Authorization to Commence Work

The undersigned (the "Customer") hereby engages Precision Concrete Cutting ("PCC") and agrees to the terms and conditions set forth below. PCC removes only those trip hazards specifically requested by customers, and therefore makes no guarantee or representation that the property is free of trip hazards after the contract is completed. In addition, PCC only performs certain trip hazard repairs. Among other things, PCC does not remove and replace sidewalk slabs (R&Rs) and does not repair certain ATTNs (e.g. utility boxes). Furthermore, to preserve clients' budget, PCC typically does not perform any repair at and around any sidewalk slabs that require to be replaced. Also, it is recognized that after completion of the contract, trip hazards may and frequently do continue to move naturally over time due to roots, water, freezing, pipes, and other natural or man-made causes. PCC is not responsible for movement or changes in the sidewalks and is not liable for any related claims, losses, damages, or liabilities thereto pertaining.

It is the customers' responsibility to provide proper access and PCC assumes no liability for trip hazards that cannot be identified or repaired due to parked vehicles or other obstacles preventing safe and practical access. In this case, PCC will return one extra time to complete the repairs and will charge a fee of up to \$250 per mobilization. Similarly, if repair work cannot be performed on the agreed upon working dates or needs to be rescheduled less than 3 business days before any agreed upon working date, PCC will charge a rescheduling fee of up to 10% of the contract value.

Pricing is valid for 90-days and is based on the volume of work represented in the proposal. If the sidewalk assessment is more than 12-month-old at the time of signature of the contract, there will be a 10% price increase allowance to provision for possible increases of trip hazard measurements. Should you decide to reduce the volume of work by more than 20%, a unit price increase of 10% may apply. Payment terms of invoices are 15 days unless otherwise stated. Contracts greater than \$25,000 are invoiced monthly.

By signing below, I attest that I have read the above statements, understand them completely, and agree. I confirm that I am duly authorized to sign this agreement on behalf of the Customer. By my signature, PCC is approved to complete the work detailed in this proposal in accordance with PCC's schedule and pricing below and attached. Also, Payment of PCC's invoice(s) will confirm that I have inspected PCC's work and that it was performed to my satisfaction.

Date: _____ **P.O.#:** _____

Signature Authorized Agent: _____

Print Name & Title: _____

Is it OK to perform work on Saturdays? Yes ____ / No ____

Is work on Saturdays required to ensure safety and avoid disruption? Yes ____ / No ____

REF #:	2022.10.20.A.HJ	Precision Concrete Cutting
DATE:		CSLB #1032474
CUSTOMER:	Sequoia Elementary School	
C/O:	Mt Diablo Unified School District	Headquarters: 417 Harrison Street Oakland, CA 94607
CONTACT:	Melanie Koslow	SF Peninsula: 335 Beach Road Burlingame, CA 94010
ADDRESS:	1936 Carlotta Dr.	Sacramento: 1425 N Market Blvd #9 Sacramento, CA 95834
CITY / ZIP:	Concord, CA 94519-1397	
PHONE:	(925) 596-0446	
PROPERTY LOCATION:	277 Boyd Rd, Pleasant Hill, CA 94523	
TOTAL COST:	\$38,583.60	Heather Jimison hjimison@PCCnorcal.com Cell - 916-607-0447

This document is intended only for the use of the individual or entity to which it is addressed. The contents are proprietary and confidential and contains information that is both privileged and confidential under applicable California law. If you have received or are in possession of this document, you are hereby notified that any dissemination, use, distribution, or copying of this information is strictly prohibited. Any violation will be strictly enforced and litigated under the laws of the State of California.




REF #	2022.10.20.A.HJ	Precision Concrete Cutting
CUSTOMER:	Sequoia Elementary School	CSLB #1032474
C/O:	Mt Diablo Unified School District	
CONTACT:	Melanie Koslow	Heather Jimison
ADDRESS:	1936 Carlotta Dr.	hjimison@PCCnorcal.com
CITY / ZIP:	Concord, CA 94519-1397	916-607-0447 - Cell
PHONE:	(925) 596-0446	650-240-3866 - Fax
PROPERTY LOCATION:	277 Boyd Rd, Pleasant Hill, CA 94523	

SIDEWALK REPAIR DETAILED REPORT






**Total Cost
\$38,583.60**

LEGEND: WW=Walkway SW=Sidewalk CSW=City Sidewalks DW=Driveway GB=Gutter Bed R&R=Remove and Replace (not repaired)
ATTN=Attention (not repaired) GAP-M=Gap 1/2"-1" wide GAP-L=Gap 1"-2" wide OG=Old Grind OC=Old Cut PATCH=Asphalt or Concrete






This document is intended only for the use of the individual or entity to which it is addressed. The contents are proprietary and contain information that is both privileged and confidential under applicable California law. If you have received or are in possession of this document, you are hereby notified that any dissemination, use, distribution, or copying of this information is strictly prohibited. Any violation will be strictly enforced and litigated under the laws of the State of California.

No.	Max Ht. (1/8 of	Min Ht. (1/8 of In.)	Length (Feet)	Description	Before Picture	Cost
1	0	0	0	ATTN SW 277 Boyd Rd : Across Staff space 0. At asphalt. GAP-L		DO NOT FIX
2	0	0	0	ATTN SW 277 Boyd Rd : Across Staff space 0 and 1. Brick area sunken.		DO NOT FIX
3	3	0	3	SW 277 Boyd Rd : Across Staff space 1. At crack.		\$33.60






No.	Max Ht. (1/8 of	Min Ht. (1/8 of In.)	Length (Feet)	Description	Before Picture	Cost
4	4	1	7	SW 277 Boyd Rd : Across Staff space 2. ASPCUT		\$131.40
5	0	0	0	ATTN SW 277 Boyd Rd : Across Staff space 3. Brick area sunken.		DO NOT FIX
6	5	3	5	SW 277 Boyd Rd : Across Staff space 4. At asphalt.		\$150.00
7	0	0	0	ATTN SW 277 Boyd Rd : Across Staff space 5. Brick area sunken.		DO NOT FIX
8	0	0	0	ATTN SW 277 Boyd Rd : Across Staff space 6 and 7. Brick area sunken.		DO NOT FIX

No.	Max Ht. (1/8 of	Min Ht. (1/8 of In.)	Length (Feet)	Description	Before Picture	Cost
9	3	1	5	WW Rm A : At green irrigation lids. OPC		\$75.00
10	2	0	2.5	WW Rm A : XCUT		\$18.60
11	3	0	5.5	WW Rm A : XCUT		\$61.80
12	2	0	7.5	WW Main Office : At Staff only door B.		\$56.40
13	5	0	7	WW Book Rm : At door B. Public Restroom. OC		\$131.40

No.	Max Ht. (1/8 of	Min Ht. (1/8 of In.)	Length (Feet)	Description	Before Picture	Cost
14	0	0	3.5	ATTN WW Book Rm : At door B. Public Restroom. Old patch damage.		DO NOT FIX
15	2	0	1.5	WW Work Rm : Across door C. At planter box.		\$11.40
16	2	0	4	? WW Across Work Rm : Across door C.		\$30.00
17	2	0	11.5	WW Across Work Rm. Door C : Before Storage Rm.		\$86.40
18	2	0	4	WW Rm 1 : X CUT		\$30.00

No.	Max Ht. (1/8 of	Min Ht. (1/8 of In.)	Length (Feet)	Description	Before Picture	Cost
19	2	0	1.5	WW Rm 1 : XCUT		\$11.40
20	4	0	1	WW Rm 2 : At gate to playground. OPC		\$15.00
21	2	0	2.5	WW Before Boiler Rm : Across Storage Rm.		\$18.60
22	2	0	3	WW Across door to Rm 7 :		\$22.80
23	3	0	2.5	WW At door to Rm 7 :		\$28.20

No.	Max Ht. (1/8 of	Min Ht. (1/8 of In.)	Length (Feet)	Description	Before Picture	Cost
24	2	0	2	WW Before door to Rm 6 : At Gas lid.		\$15.00
25	2	0	6.5	WW Across door to Rm 6 : OPC		\$48.60
26	5	0	2.5	WW Rm 4 : At backpack rack.		\$46.80
27	4	0	2.5	WW Rm 4 : At backpack rack.		\$37.80
28	3	0	6	WW Before door to Rm 4 :		\$67.80

No.	Max Ht. (1/8 of	Min Ht. (1/8 of In.)	Length (Feet)	Description	Before Picture	Cost
29	2	0	5	WW Rm 4 : At crack.		\$37.80
30	4	1	8	WW Rm 4 : ASPCUT		\$150.00
31	3	0	2	WW By door to Rm 9 :		\$22.80
32	3	0	6	WW Before door to Rm 10 :		\$67.80
33	2	0	2	WW Rm 10 : XCUT		\$15.00

No.	Max Ht. (1/8 of	Min Ht. (1/8 of In.)	Length (Feet)	Description	Before Picture	Cost
34	2	0	6	WW Rm 10 : XCUT		\$45.00
35	0	0	0	ATTN WW Rm 10 : At brick area. Slab damage around rain gutter.		DO NOT FIX
36	2	0	4	WW Past Boys Restroom : By AC units.		\$30.00
37	4	0	5	WW Past Boys Restroom : Parallel cut. At asphalt. XCUT LCUT		\$75.00
38	2	0	0.5	WW Past Boys Restroom : Parallel cut. XCUT ASCUT		\$3.60

No.	Max Ht. (1/8 of	Min Ht. (1/8 of In.)	Length (Feet)	Description	Before Picture	Cost
39	3	0	11	WW Past Boys Restroom : Before Boiler Rm. LCUT connects to line 37.		\$123.60
40	5	0	6.5	WW Before Boiler Rm : Parallel cut. At asphalt.		\$121.80
41	2	0	1	WW Before Boiler Rm : Parallel cut. At asphalt.		\$7.80
42	3	0	2	WW Across Boiler Rm : Parallel cut. ASPCUT		\$22.80
43	3	0	14	WW Across Boiler Rm : LCUT XCUT		\$157.80

No.	Max Ht. (1/8 of	Min Ht. (1/8 of In.)	Length (Feet)	Description	Before Picture	Cost
44	4	0	1.5	WW Across Custodial Rm : At asphalt. LCUT		\$22.80
45	2	0	3	WW Across Custodial Rm : XCUT LCUT ASCUT		\$22.80
46	4	0	7	WW Custodial Rm : LCUT		\$105.00
47	5	0	48	WW Rm 13 : Parallel cut. ASCUT		\$900.00
48	4	0	6.5	WW Rm 13 : Parallel cut. XCUT ASCUT		\$97.80

No.	Max Ht. (1/8 of	Min Ht. (1/8 of In.)	Length (Feet)	Description	Before Picture	Cost
49	7	0	4.5	WW Rm 13 : Parallel cut. At asphalt. XCUT LCUT		\$118.20
50	5	0	2.5	? WW Rm 13 : LCUT ASPCUT connects to line 49.		\$46.80
51	5	0	2.5	? WW Rm 13 : LCUT ASPCUT connects to line 49.		\$46.80
52	4	0	7.5	WW Rm 13 : Parallel cut. ASPCUT		\$112.80
53	3	0	16	WW Rm 12 : Parallel cut. ASPCUT		\$180.00

No.	Max Ht. (1/8 of	Min Ht. (1/8 of In.)	Length (Feet)	Description	Before Picture	Cost
54	3	0	25.5	WW Rm 12 : Parallel cut. ASPCUT		\$286.80
55	3	0	9.5	WW Rm 11 : Parallel cut. At asphalt. LCUT		\$106.80
56	7	0	5.5	WW Rm 11 : LCUT		\$144.60
57	7	0	4	WW Rm 11 : LCUT ASPCUT		\$105.00
58	8	0	8	WW Rm 11 : LCUT ASPCUT		\$240.00

No.	Max Ht. (1/8 of	Min Ht. (1/8 of In.)	Length (Feet)	Description	Before Picture	Cost
59	7	0	7	? WW Across Rm 11 : ASPCUT		\$183.60
60	4	1	5	WW Behind Rm 4 : Across Rm 11. ASPCUT		\$93.60
61	2	0	3	WW Behind Rm 4 : At crack.		\$22.80
62	3	0	7.5	WW Behind Rm 5 : X CUT		\$84.60
63	2	0	5.5	WW Behind Rm 5 : X CUT		\$41.40


No.	Max Ht. (1/8 of	Min Ht. (1/8 of In.)	Length (Feet)	Description	Before Picture	Cost
64	4	0	6.5	WW Behind Rm 5 :		\$97.80
65	5	4	6	WW Behind Rm 5 : LCUT OC		\$202.80
66	6	0	19	WW Behind Rm 5 : LCUT OC		\$427.80
67	2	0	4	WW Behind Rm 5 : LCUT		\$30.00
68	2	0	3.5	WW Behind Rm 5 : By planter box. Before Rm 6.		\$26.40






No.	Max Ht. (1/8 of	Min Ht. (1/8 of In.)	Length (Feet)	Description	Before Picture	Cost
69	8	0	2.5	WW Behind Rm 6 : By door to Rm 6. At asphalt.		\$75.00
70	6	0	3	WW Behind Rm 6 : At sewer lid. ASCUT		\$67.80
71	0	0	0	ATTN WW Behind Rm 6 : Across Rm 13. Storm drain lifted.		DO NOT FIX
72	5	2	3.5	? WW Behind Rm 7 : By sewer lid. LCUT ASCUT		\$91.80
73	3	2	3	? WW Behind Rm 7 : By sewer lid. LCUT ASCUT		\$56.40

No.	Max Ht. (1/8 of	Min Ht. (1/8 of In.)	Length (Feet)	Description	Before Picture	Cost
74	4	0	4.5	? WW Behind Rm 7 : By sewer lid. LCUT ASCPUC		\$67.80
75	5	0	6	? WW Behind Rm 7 : At utility lid. ASCPUC		\$112.80
76	7	0	4.5	? WW Behind Rm 7 : By sewer lid. LCUT ASCPUC		\$118.20
77	12	3	5	? WW Behind Rm 7 : By sewer lid. LCUT ASCPUC		\$281.40
78	2	0	3.5	WW Rm 14 : At sewer lid. ASCPUC		\$26.40






No.	Max Ht. (1/8 of	Min Ht. (1/8 of In.)	Length (Feet)	Description	Before Picture	Cost
79	4	2	7	? WW Past Rm 14 : Across Boiler Rm. LCUT ASPCUT		\$157.80
80	4	1	4	? WW Past Rm 14 : Across Boiler Rm. LCUT ASPCUT		\$75.00
81	3	0	4	? WW Across Boiler Rm : At storm drain. ASPCUT		\$45.00
82	2	0	2	? WW Across Boiler Rm : At storm drain. ASPCUT		\$15.00
83	4	0	5	WW Past Boiler Rm : Across Custodial Rm.		\$75.00

No.	Max Ht. (1/8 of	Min Ht. (1/8 of In.)	Length (Feet)	Description	Before Picture	Cost
84	5	0	15	WW Across Custodial Rm : By storm drain. Parallel cut. ASPCUT		\$281.40
85	6	0	6	WW Across Custodial Rm : At storm drain. ASPCUT		\$135.00
86	2	0	2	? WW Across Custodial Rm : At storm drain. ASPCUT		\$15.00
87	8	0	7	? WW Across Custodial Rm : Behind Rm 8. ASPCUT		\$210.00
88	3	0	3	WW Custodial Rm : At crack. LCUT		\$33.60

No.	Max Ht. (1/8 of	Min Ht. (1/8 of In.)	Length (Feet)	Description	Before Picture	Cost
89	3	0	4	WW Custodial Rm : At crack. LCUT		\$45.00
90	8	0	38	WW Rm 15 : Parallel cut. ASPCUT OC		\$1,140.00
91	5	0	2.5	WW Rm 15 : At backpack rack.		\$46.80
92	5	0	4.5	WW Rm 15 : At backpack rack.		\$84.60
93	3	0	5	WW Rm 16 : By door to classroom. At crack.		\$56.40

No.	Max Ht. (1/8 of	Min Ht. (1/8 of In.)	Length (Feet)	Description	Before Picture	Cost
94	0	0	0	ATTN WW Rm 16 : By door to classroom. At crack. Slab damage.		DO NOT FIX
95	4	0	1.5	WW Rm 16 : Parallel cut. At asphalt. XCUT		\$22.80
96	6	0	50	WW Rm 17 : Parallel cut. ASPCUT XCUT		\$1,125.00
97	4	0	6	WW Rm 17 : Parallel cut. At asphalt. XCUT		\$90.00
98	2	0	6	WW Rm 17 : Before MU Rm Elementary.		\$45.00


No.	Max Ht. (1/8 of	Min Ht. (1/8 of In.)	Length (Feet)	Description	Before Picture	Cost
99	7	0	8.5	WW Rm 17 : Across MU Rm Elementary. At storm drain. XCUT		\$223.20
100	4	0	16	WW Across MU Rm Elementary : Parallel cut. XCUT ASPCUT		\$240.00
101	2	0	3.5	WW MU Rm Elementary : At crack.		\$26.40
102	2	0	5	WW MU Rm Elementary : Parallel cut. Before main door.		\$37.80
103	2	0	4.5	SW MU Rm Elementary : At handicap space. ASPCUT LCUT		\$33.60

No.	Max Ht. (1/8 of	Min Ht. (1/8 of In.)	Length (Feet)	Description	Before Picture	Cost
104	6	0	35	SW MU Rm Elementary : At staff space 11. LCUT ASPCUT		\$787.80
105	4	0	6	SW Past MU Rm Elementary : At staff space 12. ASPCUT		\$90.00
106	0	0	0	RR SW At staff space 12 : Curb damage.		DO NOT FIX
107	4	2	9	SW MU Rm Elementary : Next to handicap space.		\$202.80
108	8	0	9	WW Across MU Rm Elementary : Side of library. Parallel cut. OC		\$270.00



No.	Max Ht. (1/8 of	Min Ht. (1/8 of In.)	Length (Feet)	Description	Before Picture	Cost
109	3	0	3.5	WW Side of library : At staff space 9. At asphalt. LCUT		\$39.60
110	4	0	4	WW Side of library : At staff space 9. At asphalt. LCUT		\$60.00
111	2	0	10	WW Side of library : Parallel cut. At staff space 8. At asphalt.		\$75.00
112	2	0	2.5	WW Side of library : Parallel cut. At staff space 8. At asphalt.		\$18.60
113	3	0	1.5	WW Side of library : Parallel cut. At staff space 8. ASPCUT JUMP		\$16.80

No.	Max Ht. (1/8 of	Min Ht. (1/8 of In.)	Length (Feet)	Description	Before Picture	Cost
114	0	0	0	ATTN WW Rm 16 : Across classroom. Storm drain lifted.		DO NOT FIX
115	0	0	0	ATTN WW Before Rm 20 : Past restrooms. Slab damage.		DO NOT FIX
116	3	0	7	WW Before Rm 20 : Across Custodian Rm. Parallel cut. ASPCUT		\$78.60
117	3	0	8.5	WW Before Rm 20 : Across Custodian Rm. Parallel cut. ASPCUT LCUT		\$95.40
118	2	0	5	WW Before Rm 20 : Across Custodian Rm. LCUT		\$37.80

No.	Max Ht. (1/8 of	Min Ht. (1/8 of In.)	Length (Feet)	Description	Before Picture	Cost
119	3	0	1.5	WW Custodian Rm : Parallel cut. ASPCUT XCUT		\$16.80
120	3	0	4.5	WW Custodian Rm : Parallel cut. At asphalt. XCUT		\$50.40
121	3	0	34	WW Before Rm 21 : Parallel cut. XCUT ASPCUT		\$382.80
122	4	0	20	WW Rm 20 : Parallel cut. ASPCUT		\$300.00
123	2	0	3	WW Rm 20 : At door to classroom.		\$22.80






No.	Max Ht. (1/8 of	Min Ht. (1/8 of In.)	Length (Feet)	Description	Before Picture	Cost
124	2	0	4	WW Rm 19 : Before door to classroom.		\$30.00
125	3	0	8	WW Rm 19 : Parallel cut. ASPCUT		\$90.00
126	2	0	17	WW Rm 19 : Parallel cut. ASPCUT		\$127.80
127	2	0	1	WW Rm 18 : At crack.		\$7.80
128	6	0	20	WW Rm 18 : Parallel cut. ASPCUT LCUT		\$450.00






No.	Max Ht. (1/8 of	Min Ht. (1/8 of In.)	Length (Feet)	Description	Before Picture	Cost
129	2	0	2	WW Rm 18 : LCUT		\$15.00
130	2	0	6	WW Rm 18 : LCUT		\$45.00
131	8	0	40	WW Side of Rm 18 : LCUT ASPCUT		\$1,200.00
132	0	0	0	ATTN WW Side of Rm 18 : Storm drain lifted.		DO NOT FIX
133	4	0	7.5	WW Behind Rm 11 : ASPCUT		\$112.80

No.	Max Ht. (1/8 of	Min Ht. (1/8 of In.)	Length (Feet)	Description	Before Picture	Cost
134	2	0	5.5	WW Behind Rm 11 : ASPCUT		\$41.40
135	3	0	4	WW Behind Rm 11 : By planter box.		\$45.00
136	6	0	18.5	WW Behind Rm 12 : By planter box. ASPCUT		\$416.40
137	8	0	19	WW Behind Rm 13 : By planter box. ASPCUT		\$570.00
138	8	2	2.5	? WW Behind Rm 13 : By planter box. At crack.		\$93.60

No.	Max Ht. (1/8 of	Min Ht. (1/8 of In.)	Length (Feet)	Description	Before Picture	Cost
139	0	0	0	ATTN WW Behind Rm 13 : By planter box. Slab damage.		DO NOT FIX
140	3	0	2.5	WW Rm 21 : At storm drain. ASPCUT LCUT		\$28.20
141	3	0	2.5	WW Rm 21 : At storm drain. ASPCUT LCUT		\$28.20
142	4	2	2.5	WW Rm 21 : At storm drain. ASPCUT LCUT		\$56.40
143	6	1	18	WW Behind Rm 14 : By planter box. ASPCUT		\$472.80

No.	Max Ht. (1/8 of	Min Ht. (1/8 of In.)	Length (Feet)	Description	Before Picture	Cost
144	4	0	7	WW Behind Rm 14 : By planter box.		\$105.00
145	2	0	2.5	WW Behind Rm 14 : At crack.		\$18.60
146	2	0	1.5	? WW Across Custodian Rm : At storm drain. ASPCUT		\$11.40
147	3	0	5	? WW Across Custodian Rm : By storm drain. ASPCUT		\$56.40
148	2	0	2.5	? WW Across Custodian Rm : By storm drain. ASPCUT		\$18.60

No.	Max Ht. (1/8 of	Min Ht. (1/8 of In.)	Length (Feet)	Description	Before Picture	Cost
149	3	0	4	? WW Across Rm 22 : At storm drain. ASPCUT		\$45.00
150	3	0	1.5	WW Rm 22 : ASPCUT LCUT		\$16.80
151	5	0	37.5	WW Rm 22 : LCUT ASPCUT		\$703.20
152	5	0	19	WW Rm 23 : Parallel cut. ASPCUT		\$356.40
153	3	0	8.5	WW Rm 26 : At asphalt. XCUT		\$95.40






No.	Max Ht. (1/8 of	Min Ht. (1/8 of In.)	Length (Feet)	Description	Before Picture	Cost
154	4	0	7	WW Rm 26 : XCUT ASPCUT		\$105.00
155	4	0	2	WW Rm 26 : ASPCUT XCUT		\$30.00
156	4	0	2.5	WW Rm 26 : At asphalt. XCUT		\$37.80
157	2	0	7.5	WW Rm 26 : Across MU Rm Elementary. ASPCUT		\$56.40
158	2	0	7	? WW MU Rm Elementary : ASPCUT XCUT		\$52.80






No.	Max Ht. (1/8 of	Min Ht. (1/8 of In.)	Length (Feet)	Description	Before Picture	Cost
159	11	0	8	? WW MU Rm Elementary: At asphalt. XCUT		\$330.00
160	3	0	3.5	WW MU Rm Elementary : Behind Rm 17. At asphalt.		\$39.60
161	2	0	5	WW Side of Rm 17 : In hallway.		\$37.80
162	0	0	0	ATTN WW Behind Rm 17 : Electric lid lifted.		DO NOT FIX
163	4	0	2	WW Behind Rm 17 : At door to classroom. ASCUT LCUT XCUT		\$30.00

No.	Max Ht. (1/8 of	Min Ht. (1/8 of In.)	Length (Feet)	Description	Before Picture	Cost
164	2	0	2	WW Behind Rm 17 : At door to classroom. At asphalt. XCUT		\$15.00
165	3	0	3.5	WW Behind Rm 17 : At door to classroom. LCUT ASPCUT		\$39.60
166	0	0	0	ATTN WW Behind Rm 17 : Asphalt surrounding sewer lid is sunken.		DO NOT FIX
167	3	0	5	? WW Behind Rm 17 : By sewer lid. ASPCUT		\$56.40
168	5	0	5	? WW Behind Rm 17 : By planter box. ASPCUT LCUT		\$93.60

No.	Max Ht. (1/8 of	Min Ht. (1/8 of In.)	Length (Feet)	Description	Before Picture	Cost
169	2	0	1.5	? WW Behind Rm 17 : By planter box. ASPCUT LCUT		\$11.40
170	4	0	2	? WW Behind Rm 17 : By planter box. ASPCUT LCUT		\$30.00
171	4	0	3	? WW Behind Rm 17 : By planter box. ASPCUT		\$45.00
172	4	0	2.5	? WW Behind Rm 17 : Across planter box. ASPCUT		\$37.80
173	3	0	4	? WW Rm 23 : Across planter box. ASPCUT		\$45.00


No.	Max Ht. (1/8 of	Min Ht. (1/8 of In.)	Length (Feet)	Description	Before Picture	Cost
174	5	0	37	? WW Rm 23 : Across door to classroom. Parallel cut. ASCPUC		\$693.60
175	5	3	3.5	WW Rm 23 : Past door to classroom. At sewer lid. ASCPUC		\$105.00
176	2	0	3.5	? WW Behind Rm 16 : Before door to classroom. ASCPUC		\$26.40
177	4	0	5	? WW Behind Rm 16 : Before door to classroom. ASCPUC		\$75.00
178	6	1	5	WW Behind Rm 16 : At door to classroom. ASCPUC LCUT		\$131.40

No.	Max Ht. (1/8 of	Min Ht. (1/8 of In.)	Length (Feet)	Description	Before Picture	Cost
179	3	0	2	WW Behind Rm 16 : At door to classroom. ASPCUT LCUT		\$22.80
180	6	0	3	WW Behind Rm 16 : At door to classroom. ASPCUT LCUT		\$67.80
181	6	0	1.5	WW Behind Rm 15 : At door to classroom. ASPCUT LCUT		\$33.60
182	4	4	5	WW Behind Rm 15 : At door to classroom. ASPCUT LCUT		\$150.00
183	4	0	1.5	WW Behind Rm 15 : At door to classroom. ASPCUT LCUT		\$22.80

No.	Max Ht. (1/8 of	Min Ht. (1/8 of In.)	Length (Feet)	Description	Before Picture	Cost
184	3	0	1.5	? WW Behind Rm 15 : By AC unit. ASPCUT		\$16.80
185	3	0	6	? WW Behind Rm 15 : Across door to classroom. ASPCUT		\$67.80
186	2	0	2.5	? WW Past Rm 22 : Side of Custodian Rm. ASPCUT XCUT LCUT		\$18.60
187	2	0	3	? WW Past Rm 22 : Side of Custodian Rm. ASPCUT XCUT LCUT		\$22.80
188	2	0	2	? WW Past Rm 22 : Side of Custodian Rm. LCUT ASPCUT		\$15.00

No.	Max Ht. (1/8 of	Min Ht. (1/8 of In.)	Length (Feet)	Description	Before Picture	Cost
189	2	0	2.5	WW Side of Custodian Rm : At asphalt. LCUT		\$18.60
190	2	0	13	? WW Side of Custodian Rm : Before bench. ASPCUT		\$97.80
191	3	0	4	? WW Past Custodian Rm : Past bench. At door to Storage Rm. ASPCUT		\$45.00
192	0	0	0	ATTN WW Back of Rm 27 Library : By purple bench. Utility lid lifted.		DO NOT FIX
193	8	1	2	WW Back of Rm 27 Library : By purple bench. At Gas lid. ASPCUT		\$67.80

No.	Max Ht. (1/8 of	Min Ht. (1/8 of In.)	Length (Feet)	Description	Before Picture	Cost
194	13	11	2.5	WW Behind Rm 27 Library : At gutter bed. ASPCUT LCUT		\$225.00
195	7	0	26	WW Behind Rm 27 Library : At gutter bed. LCUT ASPCUT		\$682.80
196	5	0	44	WW Behind Rm 27 Library : At gutter bed. LCUT ASPCUT		\$825.00
197	9	0	36	WW Behind Rm 28 : At storm drain. ASPCUT LCUT		\$1,215.00
198	9	0	2.5	WW Behind Rm 28 : At storm drain. LCUT ASPCUT		\$84.60






No.	Max Ht. (1/8 of	Min Ht. (1/8 of In.)	Length (Feet)	Description	Before Picture	Cost
199	6	0	48	WW Behind Rm 28 : At storm drain. LCUT ASPCUT		\$1,080.00
200	5	2	2.5	WW Behind Rm 28 : At storm drain.		\$65.40
201	3	0	1.5	WW Behind Rm 28 : At Low Voltage lid. ASPCUT		\$16.80
202	3	0	1.5	WW Behind Rm 28 : At Low Voltage lid. ASPCUT LCUT		\$16.80
203	4	3	2	WW Behind Rm 28 : At Low Voltage lid. ASPCUT LCUT		\$52.80





No.	Max Ht. (1/8 of	Min Ht. (1/8 of In.)	Length (Feet)	Description	Before Picture	Cost
204	3	0	2	WW Behind Rm 28 : At Communications lid. LCUT ASPCUT		\$22.80
205	5	2	3	WW Behind Rm 28 : At Communications lid. LCUT ASPCUT		\$78.60
206	4	0	4	WW Behind Rm 28 : At Communications lid. LCUT ASPCUT		\$60.00
207	8	4	5.5	WW Behind Rm 28 : By storm drain. At ramp. ASPCUT		\$247.80
208	10	0	8.5	? WW Behind Rm 28 : By ramp. At playground. ASPCUT LCUT		\$318.60

No.	Max Ht. (1/8 of	Min Ht. (1/8 of In.)	Length (Feet)	Description	Before Picture	Cost
209	6	0	1.5	? WW Behind Rm 28 : By ramp. At playground. LCUT ASPCUT		\$33.60
210	6	4	5	WW Behind Rm 27 : At ramp. ASPCUT		\$187.80
211	2	0	7	WW Between Rm 27 and 28 : By Electric lid.		\$52.80
212	2	0	40	WW Before Library Rm : Parallel cut.		\$300.00
213	3	0	12.5	WW Past Library Rm : Parallel cut. ASPCUT		\$140.40






No.	Max Ht. (1/8 of	Min Ht. (1/8 of In.)	Length (Feet)	Description	Before Picture	Cost
214	2	0	3.5	WW Across Library Rm : At door to MU Rm Middle.		\$26.40
215	2	0	3	WW Rm 28 : By sewer lid. Parallel cut.		\$22.80
216	6	1	29	WW Side of Rm 28 : At playground. Parallel cut. LCUT		\$761.40
217	8	6	1.5	WW Side of Rm 28 : At playground. LCUT		\$78.60
218	4	0	2	WW Side of Playground : Before Daycare. At storm drain. ASPCUT LCUT		\$30.00






No.	Max Ht. (1/8 of	Min Ht. (1/8 of In.)	Length (Feet)	Description	Before Picture	Cost
219	3	0	2	WW Side of Playground : Before Daycare. At storm drain. ASPCUT LCUT		\$22.80
220	3	0	10	? WW Across Playground : Behind Rm 25. Before Daycare. ASPCUT		\$112.80
221	2	0	1	? WW Across Playground : Behind Rm 25. Before Daycare. ASPCUT LCUT		\$7.80
222	5	0	8	? WW Across Playground : Behind Rm 25. By gate. ASPCUT LCUT		\$150.00
223	4	0	12.5	? WW Daycare : At ramp. Parallel cut. ASPCUT		\$187.80

No.	Max Ht. (1/8 of	Min Ht. (1/8 of In.)	Length (Feet)	Description	Before Picture	Cost
224	6	3	5	WW Daycare : At ramp. ASPCUT		\$168.60
225	6	0	1	WW Daycare : At ramp. LCUT ASPCUT		\$22.80
226	6	0	26	WW Daycare : At ramp. Parallel cut. LCUT ASPCUT		\$585.00
227	4	0	4.5	WW Daycare : By stairs. LCUT ASPCUT		\$67.80
228	3	0	8	WW Daycare : By stairs. ASPCUT		\$90.00






No.	Max Ht. (1/8 of	Min Ht. (1/8 of In.)	Length (Feet)	Description	Before Picture	Cost
229	3	0	5.5	WW Daycare : Past stairs. Before ramp. LCUT		\$61.80
230	4	0	5.5	WW Daycare : Past stairs. Before ramp. LCUT		\$82.80
231	3	0	7	WW Daycare : Across ramp. Parallel cut. ASCPCT		\$78.60
232	4	0	8	? WW Playground : Before storm drain. ASCPCT		\$120.00
233	4	1	2	WW Playground : At storm drain. ASCPCT LCUT		\$37.80

No.	Max Ht. (1/8 of	Min Ht. (1/8 of In.)	Length (Feet)	Description	Before Picture	Cost
234	4	3	2	WW Playground : At storm drain. ASPCUT LCUT		\$52.80
235	4	0	2	WW Playground : At storm drain. ASPCUT LCUT		\$30.00
236	6	0	4	WW Rm 28 : At Communications lid. ASPCUT LCUT		\$90.00
237	6	0	3	WW Rm 28 : At Communications lid. ASPCUT LCUT		\$67.80
238	2	0	1.5	WW Rm 28 : At Sewer lid. ASPCUT		\$11.40


No.	Max Ht. (1/8 of	Min Ht. (1/8 of In.)	Length (Feet)	Description	Before Picture	Cost
239	4	0	14.5	WW Rm 28 : By sewer lid. ASPCUT LCUT		\$217.80
240	3	0	3	WW Rm P24 : LCUT ASPCUT		\$33.60
241	6	0	3.5	WW Rm P25 : At storm drain.		\$78.60
242	2	0	12	WW Rm P25 : At storm drain.		\$90.00
243	2	0	12.5	WW Rm P25 : At crack. LCUT		\$93.60






No.	Max Ht. (1/8 of	Min Ht. (1/8 of In.)	Length (Feet)	Description	Before Picture	Cost
244	3	0	3.5	WW Rm P25 : LCUT		\$39.60
245	3	0	3	WW Rm P25 : At Fire Alarm lid. LCUT		\$33.60
246	3	0	1	WW Rm P25 : At Fire Alarm lid. LCUT		\$11.40
247	7	0	10	WW Rm P25 : Parallel cut. ASPCUT LCUT XCUT		\$262.80
248	8	2	9.5	WW Rm P25 : Parallel cut. LCUT ASPCUT		\$356.40

No.	Max Ht. (1/8 of	Min Ht. (1/8 of In.)	Length (Feet)	Description	Before Picture	Cost
249	2	0	10	WW Rm P25 : By Water lids. Parallel cut. XCUT		\$75.00
250	2	0	3.5	WW Rm P25 : By Water lids. Parallel cut. XCUT ASPCUT		\$26.40
251	5	0	7	WW Across Rm P25 : Past Fire Alarm lid.		\$131.40
252	0	0	0	ATTN WW Cafeteria : Electric lid lifted.		DO NOT FIX
253	6	0	15.5	WW Cafeteria : At asphalt. LCUT		\$348.60



No.	Max Ht. (1/8 of	Min Ht. (1/8 of In.)	Length (Feet)	Description	Before Picture	Cost
254	5	0	13	WW Cafeteria : At asphalt. LCUT XCUT		\$243.60
255	5	0	3	WW Cafeteria : XCUT ASPCUT		\$56.40
256	5	0	6	WW Cafeteria : Parallel cut. At asphalt.		\$112.80
257	5	0	2	WW Kitchen : Before door. At asphalt.		\$37.80
258	6	0	17.5	CSW 277 Boyd Rd. Across 274 Boyd Rd : ASPCUT. ATCURB.		\$393.60






No.	Max Ht. (1/8 of	Min Ht. (1/8 of In.)	Length (Feet)	Description	Before Picture	Cost
259	5	0	6.5	CSW 277 Boyd Rd. Across 276 Boyd Rd : ASPCUT. LCUT		\$121.80
260	6	0	10.5	CSW 277 Boyd Rd. Across 276 Boyd Rd : ASPCUT. ATCURB. LCUT		\$236.40
261	10	2	10	DANGER CSW 277 Boyd Rd. Across 276 Boyd Rd : At Apron. ASPCUT.		\$450.00
262	3	0	3	DANGER CSW 277 Boyd Rd. Across 276 Boyd Rd : At Apron. At Crack. ASPCUT.		\$33.60
263	2	1	9.5	DANGER CSW 277 Boyd Rd. Across 276 Boyd Rd : At Apron. At Crack. ASPCUT.		\$106.80

No.	Max Ht. (1/8 of	Min Ht. (1/8 of In.)	Length (Feet)	Description	Before Picture	Cost
264	4	1	7	DANGER CSW 277 Boyd Rd. Across 276 Boyd Rd : At Apron. ASPCUT.		\$131.40
265	6	3	0.5	DANGER CSW 277 Boyd Rd. Across 276 Boyd Rd : At Apron. ASPCUT. LCUT		\$16.80
266	5	2	1.5	DANGER CSW 277 Boyd Rd. Across 276 Boyd Rd : At Apron. At Crack. ASPCUT LCUT		\$39.60
267	3	2	3	DANGER CSW 277 Boyd Rd. Across 276 Boyd Rd : At Apron. At Crack. ASPCUT		\$56.40
268	2	0	3.5	DANGER CSW 277 Boyd Rd. Across 276 Boyd Rd : At Apron. At Crack. ASPCUT. LCUT		\$26.40






No.	Max Ht. (1/8 of	Min Ht. (1/8 of In.)	Length (Feet)	Description	Before Picture	Cost
269	3	0	4	DANGER CSW 277 Boyd Rd. Across 276 Boyd Rd : At Apron. At Crack. ASPCUT. LCUT		\$45.00
270	3	0	5.5	DANGER CSW 277 Boyd Rd. Across 276 Boyd Rd : At Apron. ASPCUT.		\$61.80
271	3	0	6	DANGER CSW 277 Boyd Rd. Across 278 Boyd Rd : ASPCUT. XCUT		\$67.80
272	6	0	3	DANGER CSW 277 Boyd Rd. Across 278 Boyd Rd : ASPCUT. XCUT. LCUT		\$67.80
273	6	0	39	DANGER CSW 277 Boyd Rd. Across 278 Boyd Rd : ASPCUT. LCUT		\$877.80

No.	Max Ht. (1/8 of	Min Ht. (1/8 of In.)	Length (Feet)	Description	Before Picture	Cost
274	2	0	4.5	DANGER CSW 277 Boyd Rd. Across 278 Boyd Rd : ASPCUT.		\$33.60
275	4	0	5	DANGER CSW 277 Boyd Rd. Across 278 Boyd Rd : ASPCUT.		\$75.00
276	2	0	5	DANGER CSW 277 Boyd Rd. Across 278 Boyd Rd : ASPCUT.		\$37.80
277	6	0	6	CSW 277 Boyd Rd : Past PGE Box. ASPCUT		\$135.00
278	5	0	4	CSW 277 Boyd Rd : Past PGE Box. ASPCUT		\$75.00

No.	Max Ht. (1/8 of	Min Ht. (1/8 of In.)	Length (Feet)	Description	Before Picture	Cost
279	4	1	1	CSW 277 Boyd Rd : Past PGE Box. ASPCUT LCUT.		\$18.60
280	5	3	1.5	CSW 277 Boyd Rd : Past PGE Box. ASPCUT LCUT.		\$45.00
281	6	1	1	CSW 277 Boyd Rd : Past PGE Box. ASPCUT LCUT.		\$26.40
282	4	2	1.5	CSW 277 Boyd Rd : Past PGE Box. ASPCUT LCUT.		\$33.60
283	3	0	5	DANGERCSW 277 Boyd Rd : Past PGE Box. At Apron. ASPCUT		\$56.40

No.	Max Ht. (1/8 of	Min Ht. (1/8 of In.)	Length (Feet)	Description	Before Picture	Cost
284	2	1	9	CSW 277 Boyd Rd : Past Apron. At Crack. ASPCUT		\$101.40
285	2	1	4.5	CSW 277 Boyd Rd : Past Apron. At Crack. ASPCUT		\$50.40
286	3	0	19	CSW 277 Boyd Rd : Past Apron. At Crack. ASPCUT		\$213.60
287	3	1	3.5	CSW 277 Boyd Rd : Past Apron. At Crack. ASPCUT		\$52.80
288	2	0	8.5	CSW 277 Boyd Rd : Past Apron. At Crack. ASPCUT. LCUT.		\$63.60

No.	Max Ht. (1/8 of	Min Ht. (1/8 of In.)	Length (Feet)	Description	Before Picture	Cost
289	4	1	7.5	CSW 277 Boyd Rd : Past Apron. At Crack. ASPCUT. LCUT.		\$140.40
290	0	0	0	RR CSW 277 Boyd Rd : At Crosswalk. RAMP DAMAGED.		DO NOT FIX
291	15	0	9.5	CSW 277 Boyd Rd : At Crosswalk. At Asphalt. CURBCUT.		\$534.60
292	9	2	5	CSW 277 Boyd Rd : At Crosswalk. ASPCUT. LCUT		\$206.40
293	9	3	3.5	CSW 277 Boyd Rd : At Crosswalk. ASPCUT. LCUT		\$157.80

No.	Max Ht. (1/8 of	Min Ht. (1/8 of In.)	Length (Feet)	Description	Before Picture	Cost
294	5	0	2	CSW 277 Boyd Rd : At Crosswalk. ASPCUT. LCUT		\$37.80
295	4	1	0.5	CSW 277 Boyd Rd : Past Crosswalk. ASPCUT. LCUT		\$9.60
296	3	0	7	CSW 277 Boyd Rd : Past Crosswalk. ASPCUT. LCUT XCUT		\$78.60
297	2	0	1	CSW 277 Boyd Rd : Past Crosswalk. ASPCUT. XCUT.		\$7.80
298	3	2	4.5	CSW 277 Boyd Rd : Past Crosswalk. ASPCUT. LCUT		\$84.60

No.	Max Ht. (1/8 of	Min Ht. (1/8 of In.)	Length (Feet)	Description	Before Picture	Cost
299	7	0	4	CSW 277 Boyd Rd : Past Crosswalk. ASPCUT. LCUT		\$105.00
300	2	0	3	CSW 277 Boyd Rd : Past Crosswalk. ASPCUT. XCUT		\$22.80
301	2	0	2.5	CSW 277 Boyd Rd : Past Crosswalk. ASPCUT. XCUT		\$18.60
302	7	0	6.5	CSW 277 Boyd Rd : ASPCUT. ATCURB		\$170.40
303	5	0	25.5	CSW 277 Boyd Rd : ASPCUT. ATCURB		\$478.20

No.	Max Ht. (1/8 of	Min Ht. (1/8 of In.)	Length (Feet)	Description	Before Picture	Cost
304	6	0	3.5	CSW 277 Boyd Rd. Before 331 Boyf Rd : At Asphalt. CURBCUT.		\$78.60
305	2	0	5	CSW 277 Boyd Rd. Before 331 Boyf Rd : ASPCUT.		\$37.80
306	5	1	4	ADDON CSW 277 Boyd Rd. Past Crosswalk. ASPCUT.		\$90.00
307	2	0	13	ADDON CSW 277 Boyd Rd. Before Crosswalk. At Crack. ASPCUT.		\$97.80
308	8	0	1.5	ADDON CSW 277 Boyd Rd. Past Apron to school parking lot. At Crack. ASPCUT		\$45.00